



# TOTAL FIRE GROUP LTD

## Fire Risk Assessment

Conducted at:

Village 135  
3 Hollyhedge Court Road  
Wythenshawe  
Manchester  
M22 4GW



29 January 2024



Certificate Number	LS	0358121
--------------------	----	---------




Life Safety Fire Risk Assessment  
Silver Approved Scheme  
**CERTIFICATE OF CONFORMITY**



This certificate is issued by the Approved Company named in Part 1 of the Schedule in respect of the fire risk assessment provided for the person(s) or organisation named in Part 2 of the Schedule at the premises and / or part of the premises identified in Part 3 of the schedule.

SCHEDULE	
<b>Part 1</b>	<b>NSI Life Safety Fire Risk Assessment Silver Approved Organisation</b>
	Total Fire Group Ltd
	<b>BAFE Registration Number</b>
	NSI 00330
<b>Part 2</b>	<b>Name of Client</b>
	Wythenshawe Community Housing Group Limited
<b>Part 3</b>	<b>Address of premises for which the fire risk assessment was carried out</b>
	Village 135, 3 Hollyhedge Court Road, Wythenshawe, Manchester, M22 4GW
	<b>Part or parts of the premises to which the fire risk assessment applies</b>
	The common parts and communal areas only.
<b>Part 4</b>	<b>Brief description of the scope and purpose of the fire risk assessment</b>
	In compliance with Article 9(1) of the RRFSA 2005.
<b>Part 5</b>	<b>Effective date of the fire risk assessment</b> 29/01/2024
<b>Part 6</b>	<b>Recommended date for review of the fire risk assessment</b> 29/01/2025

We, being currently a NSI Approved organisation in respect of fire risk assessment identified in the above schedule, certify that the fire risk assessment referred to in the above schedule complies with the Specification identified in the above schedule and with all other requirements as currently laid down within BAFE SP205 Scheme in respect of such fire risk assessment.

<b>Signed (for and on behalf of the issuing Approved organisation)</b>	
<b>Job Title</b>	Senior Fire Safety Consultant
<b>Date</b>	

1. This certificate is used subject to NSI Regulations and Rules of the NSI LIFE SAFETY FIRE RISK ASSESSMENT SILVER Approval Scheme.
2. NSI reserves the right to conduct an audit by an authorised NSI representative during normal business hours, with the permission of the customer, of the fire risk assessment and its related premises in order to ensure that the said risk assessment complies with BAFE Scheme document SP205-1 (the Scheme) Section 7 and generally.
3. NSI requires every NSI LIFE SAFETY FIRE RISK ASSESSMENT SILVER Approved Company to issue a Certificate of Conformity in accordance with the Scheme for all fire risk assessments it carries out that wholly or partly address life safety.
4. The Certificate of Conformity when completed is a clear statement that the Approved Company conducted the fire risk assessment for life safety, it is suitable and sufficient and compliant with the BAFE SP205-1 Scheme document and is certified by a registered competent fire risk assessor.
5. Where life safety and other aspects of fire protection are addressed in the same fire risk assessment a Certificate of Conformity shall be issued but the certificate shall make clear that the certificate applies only to the life safety aspects of the fire risk assessment and not further or otherwise.
6. Should the customer be dissatisfied with the fire risk assessment covered by this certificate, he/she should at first contact the Approved Company at its local office. If satisfaction is not obtained, the customer should address a written complaint to the customer services department at the head office of the Approved Company. If the customer remains dissatisfied, he/she may address a written complaint, outlining the nature of his/her dissatisfaction and the circumstances of the fire risk assessor company's response, to the Customer Care Manager at NSI.

NSI will not normally consider complaints unless the Approved Company has been given the opportunity to resolve the dispute as set out above.

Subject thereto and as hereinafter provided, NSI will endeavour to assist in the resolution of the dispute between the contracting parties, provided always that NSI will not deal with or be involved in any discussions or negotiations with either party with regard to financial or other loss, claims or potential loss claims, outstanding payments or construction and/or interpretation of the Approved Company's terms and conditions of contract.

NSI shall not be liable for any act or omission arising from any assistance it may provide as hereinbefore provided unless such act or omission is shown to have been fraudulent or deceitful.

7. This Certificate confirms conformity with the requirements of BAFE Scheme document SP205-1 applicable at the date of issue by the issuing company. NSI does not undertake to investigate any query or complaint in relation to future changes to BAFE scheme documents, policies or other regulations that render the fire risk assessment in need of further updating. In that event, the appropriate update should be carried out by a company holding NSI LIFE SAFETY FIRE RISK ASSESSMENT Approval.
8. NSI does not accept any responsibility or liability for any fire risk assessment produced by the Approved Company
9. Unless the issuing company's obligation to NSI in respect of the fire risk assessment are undertaken by another NSI Approved Company, NSI will not enforce its Rules or Standards on the Approved Company or on its successor in business in respect of any fire risk assessments after the issuing company ceases to hold NSI LIFE SAFETY FIRE RISK ASSESSMENT Approval.
10. The Certificate is issued subject to the terms and conditions of the company issuing the certificate for the fire risk assessment service.
11. On this certificate and in these terms and conditions, where the context permits, the reference to the issuing company shall include any Approved Company who shall undertake the issuing company's obligations to NSI in respect of the fire risk assessment.

Note.

"SP205" is a Scheme Document published by the British Approvals for Fire Equipment (BAFE).

## Contents

TERMS AND CONDITIONS OF BUSINESS	5
1.0 Fire Risk Assessment Details	6
2.0 General Premises Details	8
3.0 Overall Risk Rating	11
4.0 Dangerous, Flammable, Combustible Materials & Substances	12
5.0 Interior Furnishings	13
6.0 Heating and Electrical Appliances	14
7.0 Persons at Risk	18
8.0 Means of Escape	22
9.0 The Confinement of Fire	26
10.0 Automatic Fire Detection	32
11.0 Emergency Escape Lighting	36
12.0 Fire Fighting Equipment, Facilities, Systems & Fixed Installations	37
13.0 Fire Safety Signs and Notices	42
14.0 General Fire Safety Procedures	46
15.0 Fire Safety Management	47
16.0 Fire Evacuation Plan	48
17.0 Risk Analysis, Priority Ratings and Fire Risk Ratings	50
18.0 Summary of Findings	53
19.0 Recommendations	55
20.0 Commentaries	56
Appendix	57

## TERMS AND CONDITIONS OF BUSINESS

**Village 135, 3 Hollyhedge Court Road, Wythenshawe, Manchester, M22 4GW**

**This fire risk assessment is in accordance with the full Terms and Conditions provided with our quotation that should be read in full.** The risk assessment should not be relied upon by any person other than the customer/client named herein. i.e. if the premises are sold to a third party. This fire risk assessment is made without prejudice to any requirements made by Local Authority, Building Control or by the local Fire Authority. Fire assessment and evaluation of risk is a dynamic and evolving process. The Assessment that we have prepared is based on the appearance of the premises/building, number of employees, internal layout and information provided on **Monday, 29 January 2024**

This fire risk assessment is prepared pursuant to our assessor's knowledge of the premises as disclosed to him/her by the occupier and following an inspection. The working of equipment not specifically checked by him/her is outside our knowledge and control. The risk assessment only identifies those areas of risk apparent at the date above in relation to the risks relating to fire. If there is a change in the structure of the premises/building, number of employees, layout or any other aspect that could impact upon fire safety the Responsible Person should ensure that no revision to the Assessment is required.

We have assessed the risk of fire to ensure legislative compliance and safety of relevant persons and have provided you with our Assessment. Ownership and implementation of the assessment is vital. We accept no responsibility for loss, damage or other liability arising from a fire, loss or injury due to the failure to observe the safety observance and practices identified in our Assessment. The Responsible Person will always remain responsible for the outcome of the Fire Risk Assessment or its review. We highlight that we recommend a periodic fire risk assessment review regardless of any changes in the structure, nature of business and employees. Total Fire Group Ltd accepts no liability where the recommended review date in the fire risk assessment has been exceeded, the information provided should not be relied upon 12 months from the date of the Assessment.

The submission of this Assessment constitutes neither a warranty of future results by Total Fire Group Ltd nor an assurance against risk. The Assessment represents only the best judgement of the consultant involved in its preparation, and is based, in part, on information provided by others. No liability whatsoever is accepted for the accuracy of such information.

Our recommendations are outlined in an Action Plan Summary. This sets out the measures it is considered necessary for you to take to satisfy the requirements of the Fire Safety Order and to protect people from fire. It is particularly important that you study the Action Plan, and, if any recommendation in the Action Plan is unclear, you should seek clarification. You are advised that this fire risk assessment forms only the foundation for management of fire safety in your premises and compliance with the Fire Safety Order. It is imperative you act on its recommendations and record what you have done. This will demonstrate to the enforcing authority your commitment to fire safety and to fulfilling your legal obligations. The Fire Safety Order requires that you keep your risk assessment under review. A date for routine review is given within the Assessment, but you should review the Assessment sooner should there be any reason to suspect it is no longer valid, if a significant change takes place or if a fire occurs.

The Fire Safety Order requires that you give effect to 'arrangements for the effective planning, organization, control, monitoring and review of the preventive and protective measures'. These are the measures that have been identified by the risk assessment as the general fire precautions you need to take to comply with the Fire Safety Order. You must record these arrangements. While this fire risk assessment is not the record of the fire safety arrangements to which the Fire Safety Order refers, much of the information contained in this Assessment will coincide with the information in that record. We have based our assessment on the situation we were able to observe while at the premises and on information provided to us, either verbally or in writing. No verification of full compliance with relevant British Standards was carried out. Our surveys do not involve destructive exposure, and it is not always possible to see in all rooms and areas, nor inspect less readily accessible areas such as above ceilings or voids. It is therefore necessary to rely on a degree of sampling and also reasonable assumptions and judgement.

### **Contact Details**

**Total Fire Group Ltd Suite 312, Waters Meeting Business Park, Britannia Way Bolton BL2 2HH**  
**01204 697990    [info@totalfiregroup.org](mailto:info@totalfiregroup.org)**

**All rights reserved. No part of this document may be reproduced, stored in a retrieval system, or transmitted in any form or by any means (electronic, mechanical, photocopying, recording or otherwise) without the permission of the copyright owner.**

## 1.0 Fire Risk Assessment Details

**The following fire risk assessment has been conducted on behalf of:**

Wythenshawe Community Housing Group Limited

Wythenshawe House, 8 Poundswick Lane, Wythenshawe, Manchester, Greater Manchester, M22 9TA

**and relates only to the premises of:**

Village 135, 3 Hollyhedge Court Road, Wythenshawe, Manchester, M22 4GW

**Responsible or Accountable person(s):**

Wythenshawe Community Housing Group (WCHG) as the owner and as having over all control within the premises.

**Person(s) consulted and landline contact number:**

Tracey Barber (Extra Care Manager for V135).  
Tom Porter (Building Safety Officer for WCHG).  
0161 946 9581.

**Fire Risk Assessor:**

Gary Hutchinson BEng(Hons) Fire Engineering, MIFireE, Tier 3 Nationally Accredited Fire Risk Assessor 0140

**Validated by:**

Mark O'Meara DMS, Eng Tech, MIFireE, MIFSM, Tier 3 Nationally Accredited Fire Risk Assessor 0143

**Date fire risk assessment was conducted:**

Monday, 29 January 2024

**Time:**

1000

**Date of last FRA or FRA Review (if known)**

07 Feb 2023

**Suggested date for next review:**

January 2025

**Fire risk assessment limitations:**

A type 3 (Non-Destructive) Fire Risk Assessment (using the latest NFCC guidance document Fire Safety in Specialised Housing) has been completed with access available to Flats 8, 19, 28, 81, 101, 112, and 117 and Guest Room 2. A number of other flats have also been accessed by TFG consultants at the time of previous fire risk assessments.

There was no access to any loft space or roof void. The premises has flat roofs and for the purpose of this inspection, it was advised that there are no accessible roof spaces.

A sample of false ceiling tiles throughout the premises common parts were lifted to assess the compartmentation above and a large sample of areas which had been cut out of the plasterboard ceiling and not yet replaced as a part of ongoing works were also accessible.

There was no lift motor room to access as the motors are housed in the lift shafts. A sample of plant rooms, mains electrical intake rooms and ancillary service rooms was accessed and a large selection of service risers were also opened and seen. Both the mobility scooter rooms located in blocks A and C were accessed. Tom Porter (WCHG Building Safety Officer) accompanied our assessor in blocks A, C and D of this assessment.

The assessment of the fire performance of the external wall construction and any cladding is excluded from this fire risk assessment. WCHG is aware that some of the materials used in their external wall composition did not meet current requirements and have therefore arranged for removal and replacement works for remediation; this is nearing completion and is addressed in further detail in Section 9.

All services or penetrations traversing fire resisting compartments were not confirmed as being sufficiently fire stopped with fire-resisting material. Any locations that have been identified are highlighted in section 9. Where fire compartments/fire dampers/ceiling voids were considered inaccessible for safety reasons and could not be physically accessed or were outside the visual range of the assessor, technical comment on these areas cannot be provided. If there are reasons to suspect the fire resistance within the building has not been sufficiently maintained the responsibility to provide this technical information rests with the duty holder. A type 4 invasive compartmentation and fire-stopping exercise is in the process of being carried out by Galliford Try (GT) which encompasses the whole building and GT are carrying out the fire-stopping works themselves.

There were no outstanding notices of deficiencies/enforcement action from the enforcing authority.

This assessment document is part of the continuous management of fire safety within these premises and as such should be read in conjunction with the fire risk assessment or review as dated above.

### **Note**

The following assessment has been conducted to assist the responsible person in compliance with the Regulatory Reform (Fire Safety) Order 2005. Although reference is made to relevant British Standards, Codes of Practice and Guides the Assessment will not, nor is it intended to, ensure compliance with any of the documents referred to in the Assessment. However, deviations from generally accepted codes, standards and universally recognised good fire safety practice will be clearly identified in the fire risk assessment.

## 2.0 General Premises Details

### 2.1 Number of floors:

Hub - 3 storeys (ground, first and second) with open air roof terrace above.  
Block A (Redwood) - 5 storeys (ground to fourth) approximately 12.9 m top floor height.  
Block B (Cedar) - 8 storeys (ground to seventh) approximately 22.5 m top floor height.  
Block C (Hawthorn) - 6 storeys (ground to fifth) approximately 16.1 m top floor height.  
Block D (Oak) - 4 storeys (ground to third) approximately 9.7 m top floor height.

### 2.2 Approximate building footprint:

Block A - 750m<sup>2</sup>  
Block B - 760m<sup>2</sup>  
Block C - 730m<sup>2</sup>  
Block D - 450m<sup>2</sup>  
Hub - 640m<sup>2</sup>  
Walkway - 205m<sup>2</sup>  
Total area of site - 3535m<sup>2</sup>

### 2.3 Details of Construction and Premises:

Village 135 is a 2017 built extra care sheltered residential development consisting of two sites on either side of Hollyhedge Road, Wythenshawe, joined by a footbridge at the second-floor level. The development consists of four blocks of accommodation and a community Hub.

At the centre of the development is a 3 floor height communal Hub with roof terrace sandwiched between two apartment blocks, A (Redwood) and B (Cedar). Block A consists of 31 apartments over five storeys and Block B has 50 apartments over eight storeys, with the ground floor of Block B containing plant rooms, landlords service areas, and two guest apartments. A number of community useable rooms also adjoin the corridors serving flats in blocks A and B. Blocks A and B have two protected staircases each, with one of these staircases in each block containing 2 lifts. In Block B, one of the lifts is a firefighting lift.

The linked site on the opposite side of Hollyhedge Road consists of two blocks, C (Hawthorn) and D (Oak) with Block C comprising of 38 apartments over six storeys and Block D having 16 apartments over four storeys. There are two protected staircases in Block C and one protected staircase in Block D. These blocks are connected by a lift lobby in the centre at each floor level (which contains 2 passenger lifts) meaning residents of Block D have a choice of direction with access into a staircase in Block C where required.

The Hub is accessed by residents from neighbouring apartment blocks and members of the local community via the main entrance; it includes seating areas where light refreshments and meals can be served, community groups can meet and small events take place. A hair and beauty salon is located at one end of the Hub, as is a wellbeing room. Access by residents into the apartment blocks is controlled by access keys/fobs. The roof garden and other communal spaces are for resident access only.

Residents are housed in apartments incorporating their own cooking and sanitary facilities and have been designed specifically for persons who might require assistance, e.g. elderly people and where some form of assistance by 24-hour on-site care staff is available. The original 'stay put' fire strategy was revoked and changed to simultaneous evacuation on a block-by-block basis as an interim measure due to non-compliant cladding systems with the fire alarms and staff procedures configured accordingly. This is addressed in further detail in the relevant sections of this report.

Blocks are surrounded by gardens and lawns to the side and at the rear of each site is a car park. The buildings are fitted with comprehensive common automatic fire detection and emergency lighting systems together with manual and automatic smoke ventilation systems and electronic door control and auto release devices.

The apartments accessed were all similar in layout, consisting of entry into a hallway off which are habitable rooms.



FD30s entrance doors are provided on free swing automatic self-closing devices linked to both the common and flat fire alarm systems. A heat detector and sounder is linked to the common fire alarm system and these components are provided in the hallway. Doors leading to the habitable rooms in the apartment are free swing FD20/30 fire doors and each flat is provided with self-contained interlinked BS5839-6 smoke and heat detectors to LD1 standard (in the most part), which are linked to the care call system and monitored 24 hours a day. Extraction vents are provided in the bathrooms and kitchens which connect directly to the outside atmosphere without traversing compartment walls or floors. The as-built plans previously seen indicate the layout of all flats is similar and it can be reasonably assumed that the construction standard of 60 minutes fire resistance has/is being implemented, due to the recent extensive passive fire surveys and remedial works carried out by independent specialists. The guest bedrooms have no cooking facilities with bathrooms only provided.

A life safety sprinkler system is installed and has been commissioned.

Areas of the external wall systems, in particular window spandrel panels are in the final stages of replacement with the work due for completion in the next few weeks.

#### **2.4 Occupancy/Purpose Groups**

The premises are classed as Purpose Group 2b Residential (other) as defined by Building Regulations Approved Document B 2019 (amended 2020 and 2022)

#### **2.5 Approximate maximum and minimum number of persons:**

281 (Residents and staff)  
270 (Residents in 135 two-bed apartments)

#### **2.6 Approximate maximum number of employees at any one time:**

Daytime - 11 consisting of up to 6 Premier Care staff and 5 WCHG staff.  
At night a minimum of 2 Premier Care and 1 WCHG staff are present.

#### **2.7 Maximum number of members of the public:**

135 (Based on 1 visitor per apartment)

## 2.8 Occupants at Special Risk:

<b><i>Sleeping occupants</i></b>	
Persons familiar with the premises	Yes
Persons unfamiliar with the premises	Yes
<b><i>Occupants with disabilities</i></b>	
Mobility-impaired	Yes
Hearing-impaired	Yes
Learning difficulties	Yes
Occupants in remote areas	No
Others	Yes
<b>Comments</b>	
<p>The premises is an extra care sheltered housing scheme and some of the residents of the flats have a range of disabilities but are familiar with the means of access and egress which are used on a regular basis. All residents are assessed prior to occupation and on an ongoing basis, to confirm this type of residence is suitable.</p> <p>Current guidance on required fire safety standards in sheltered housing is detailed in the NFCC Fire Safety in Specialised Housing Guide, which indicates in Part B Key Points that the recommendations in the guide for sheltered schemes are based on the assumption that residents are able to escape unaided from their own flats and can make their way to a place of safety using the common means of escape. WCHG provides information and regularly reminds tenants of the fire procedures by providing monthly news letters and where necessary encouraging new tenants to have a home fire safety check by the local Fire Service. Where residents are identified as being particularly vulnerable then Person-Centred Fire Risk Assessments (PCFRA) are undertaken (as detailed in current NFCC guidance) and suitable additional risk reduction measures are implemented following those assessments. At the time of this assessment, the premises continued to operate a full evacuation strategy on a block by block basis, therefore Personal Emergency Evacuation Plans (PEEPs) were also in place for persons who would require assistance to evacuate.</p> <p>Guest bedrooms are provided, two in block B and two in block C.</p>	

## 2.9 Fire Loss Experience

None reported or evidence seen.

## 2.10 Any other relevant building details: i.e. Does the building have any ancillary uses, such as commercial or community activities? If yes provide details

As detailed in the premises description (Section 2.3), there are a number of works in the process of being carried out in order to reduce the overall risk to life on the premises and render the building safe to return to a stay put policy.

### 3.0 Overall Risk Rating

**Based on the findings within the fire risk assessment the overall risk ratings have been quantified as:**

#### **Risk to Life: Moderate.**

Generally, the fire safety standards within the premises are high and the building has a good standard of fire alarm and automatic detection in the common areas and apartments. The impending completion of the intrusive passive fire survey and remedial works, in addition to the commissioning of the life safety sprinkler system, further reduces the overall risk to life.

However, there are some findings and recommendations mentioned in this report that require attention and whilst these remain outstanding the risk to life is considered to be moderate.

It was also reported that some of the residents would not be able to self-evacuate from their own dwelling without assistance from carers and therefore the risk to life for those residents is considered to be moderate now that the automatic sprinklers are operational, where a fire begins within their own apartments. This can be reduced further by regular practical staff fire response and drills to ensure familiarity with all the procedures.

However, when the significant findings and recommendations identified within this Fire Risk Assessment are addressed the risk to life will be reduced to tolerable.

The risk rating has been determined after considering the fire risk rating matrix in section 17.0. In these premises it is considered that the risk of a fire occurring is unlikely and the likely consequences of harm from fire (should one occur) are moderate harm.

#### **Risk to Property: Tolerable**

A fire should normally be able to be confined to its room/flat of origin until the arrival of the Fire and Rescue Service. The latest information (awaiting written confirmation) relating to the materials integrated into the exterior cladding and the active automatic sprinkler installation means the overall risk to the property is considered tolerable.

#### **Risk to Business Continuity:**

N/A


**Note:** The BAFE SP205-1 fire risk assessment certification relates to life safety only and not property or business continuity protection. The client should undertake further detailed assessment of risk for these areas if it considers necessary.

## 4.0 Dangerous, Flammable, Combustible Materials & Substances



### IDENTIFYING THE FIRE HAZARDS

4.1	Are suitable arrangements in place to manage the elimination or reduction of risks from dangerous substances? (Article 12)	N/A
4.2	Are there suitable additional emergency measures provided to safeguard all relevant persons from emergencies related to dangerous substances in or on the premises? (Article 16)	N/A
4.3	Have combustible or flammable materials used or stored in the premises been identified?	N/A
4.4	Are all combustible or flammable materials stored or stacked safely?	N/A
4.5	Has consideration been given to reduce the quantity held or has the use of non-combustible materials been considered?	N/A
4.6	Are all substances stored away from ignition sources?	N/A
4.7	Where flammable stores are provided, are they adequately ventilated and correctly marked?	N/A
4.8	Are all refuse bins for Dangerous, Flammable, Combustible Materials & Substances sited where they will not affect the means of escape or pose a fire hazard?	N/A
4.9	Is all Dangerous, Flammable, Combustible waste removed on a regular basis?	N/A
4.10	Is the frequency of waste removal adequate?	Yes

### 4.0 Dangerous, Flammable, Combustible Materials & Substances: Finding(s)

Ref	SIGNIFICANT FINDINGS
	None.
Ref	RECOMMENDATIONS
	None.
Ref	COMMENTARY
4.0	 <p>Residents identified as using medical oxygen within their apartment have a warning sign placed on the entry door to their apartment. This information regarding medical oxygen users is also held on an information sheet for any attending fire crew's attention.</p>
4.1-4.2	Questions 4.1 to 4.2 relate to substances and materials which are subject to the "Dangerous Substances and Explosive Atmosphere Regulations 2002" (DSEAR). 4.3 to 4.10 relate to combustible materials. No substances or materials of significant quantities, falling into the above categories or regulations, were seen or are known to be stored or used inside the premises.
4.10	The refuse bins are stored at the ground floor level internally, within a fire separated bin room and with secure external access doors provided which also incorporate a means of permanent ventilation.

<b>5.0 Interior Furnishings</b>		
<b>5.1</b>	Are all interior furnishings made from fire resisting materials? (The Furniture and Furnishings (Fire) (Safety) Regulations 1988 (as amended in 1989 & 1993))	Yes
<b>5.2</b>	Where appropriate are they retreated with flame retardant chemicals (theatre curtain etc.) or made from inherently flame retardant materials?	Yes
<b>5.3</b>	Are all items located away from ignition sources?	Yes
<b>5.4</b>	Is all furniture in a good condition i.e. free from tears in covers, burns or discolouring from heat?	Yes





<b>5.0 Interior Furnishings: Finding(s)</b>	
Ref	SIGNIFICANT FINDINGS
Ref	RECOMMENDATIONS
Ref	COMMENTARY
	None.
	None.
5.1, 5.3-5.4	<p>All soft furnishings and furniture seen in the common areas is relatively new and a sample of labels were observed indicating the furniture to be of a reputable fire retardant standard. All furniture seen was found to be in good condition and free from any rips and tears.</p>  <p>Upholstered chairs and occasional tables are located in lift lobbies which are separated from the protected escape corridors by self-closing fire-resisting doors and alternative exit routes are provided from the corridors. These chairs are provided to assist residents whilst they wait for the lift or for transport. There were no obvious sources of ignition within the lift lobbies and the stairs are protected by AOVs and smoke detection.</p>
5.2	 <p>Some artificial plants and curtains were seen in various locations including at the end of and in the corners of corridors, however certification dated 06/2019 was provided to our assessor which evidenced that samples of these had been tested by 'Greenplants Group Ltd' which evidenced that each sample met the requirements for Type B performance in BS5867-2:2008.</p>

## 6.0 Heating and Electrical Appliances


<b>6.1</b>	Are portable or fixed heaters used?	Yes
<b>6.2</b>	Are all heaters fitted with suitable guards and located in positions away from combustible materials?	Yes
<b>6.3</b>	Are all heaters free from naked flames?	Yes
<b>6.4</b>	Has the use of safer alternatives been considered?	N/A
<b>6.5</b>	Are systems in place to ensure appliances are tested, repaired and maintained on a regular basis in accordance with the Electricity at Work Regulations, 1989?	Yes
<b>6.6</b>	Has the premise's electrical system undergone electrical safety checks?	Yes
<b>6.7</b>	Is there a procedure to prevent the use of unauthorised portable appliances?	Yes
<b>6.8</b>	Is the ventilation of all appliances adequate?	Yes
<b>6.9</b>	Are all appliances turned off when the area is unoccupied?	Yes
<b>6.10</b>	Are all appliances protected by the correct fuse rating?	Yes
<b>6.11</b>	Are systems in place to isolate any appliance with a blown fuse?	Yes
<b>6.12</b>	Are all appliances free from visible signs of overheating?	Yes
<b>6.13</b>	Are multi-point adapters and extension leads kept to a minimum?	Yes
<b>6.14</b>	Are all cables (where can be seen) on walls, floors, ceilings correctly secured, so as not to pose an entrapment risk to firefighters?	Yes
<b>6.15</b>	Are cables free from mechanical damage?	Yes
<b>6.16</b>	Do signs indicate all electrical hazards?	No
<b>6.17</b>	Are reasonable measures taken to prevent fires as a result of cooking?	Yes
<b>6.18</b>	Are filters changed and ductwork cleaned regularly?	Yes
<b>6.19</b>	Are suitable extinguishing appliances available?	Yes
<b>6.20</b>	Are legal or other requirements for testing, maintenance & record keeping complied with for equipment such as hoists, escalators, air handling systems, heating boilers, pressure vessels etc.?	Yes
<b>6.21</b>	Do the premises have a lightning protection system? (where required)	Yes
<b>6.22</b>	Have other potential sources of heat not listed above been considered?	Yes

**6.0 Heating and Electrical Appliances: Finding(s)**

Ref	SIGNIFICANT FINDINGS
	None.
Ref	RECOMMENDATIONS
	None.


Ref	COMMENTARY
6.0	 <p>The washers and dryers in the communal laundries appeared to be clean and in good condition with clean filters at the time of this fire risk assessment. It was communicated that residents are expected to clear the filters, however cleaners also assist with this.</p>
6.1, 6.20	<p>The building is provided with a biomass heated, hot water central heating system. The biomass room itself is located in a detached building on the site of the nearby high rise block, Hollyhedge Court, and was not accessed.</p>
6.5	 <p>It was noted that Portable Appliance Testing (PAT) is regularly carried out on an annual basis as organised by Wythenshawe Community Housing Group. Test labels on some appliances indicated testing was last carried out during April 2023. It is highlighted that not all electrical devices need to be the subject of an annual portable appliance test (PAT). The Health and Safety Executive (HSE) advocates a proportionate, risk-based approach to the maintenance of portable electrical appliances within the workplace. This guidance is simple and easy to follow and can be found on the HSE website "Maintaining Portable Electrical Equipment in a low risk environment".</p>
6.6	 <p>Mains electrical system testing is required and is included on a 5-year programme. All records are stored on the WCHG data systems. Evidence was seen that the mains electrical intakes had been tested and checked in accordance with BS 7671 by AB Building and Electrical Ltd during November/December 2021. Electrical testing is carried out at the recommended frequencies within the flats in addition to within common areas.</p>
6.7	<p>There is a policy in place preventing the use of personal portable electrical equipment within the common areas.</p>
6.10-6.11	<p>It is assumed appliances are fitted with the correct fuses as they are relatively new and have been PAT tested. The site manager is available to deal with any localised failure of portable equipment if required.</p>
6.16	<p>Some rooms containing electrical hazards are not signed as such, however this is a residential property and residents do not have access to these rooms. Access is restricted to certain members of staff who carry keys/fobs for these rooms and control access.</p>
6.17-6.18	<p>The kitchen has been contracted out to a private company Cater Plus, and it was confirmed a separate fire risk assessment has been carried out for areas under the control of Cater Plus. Any findings are shared with the Building Management. A label on the ductwork extraction system indicated that the professional cleaning is carried out.</p>
6.19	 <p>As previously indicated CO2, a fire blanket, and wet chemical firefighting equipment is provided in the kitchen of the Hub.</p>



6.21		
<p>The lightning protection systems are maintained and serviced periodically by PTSG. Records are held electronically on WCHG internal systems.</p>		
6.22	<p>At the time of this fire risk assessment, no other sources of heat, such as (e.g. candles, cigarettes or unauthorised domestic appliances) were seen within the common areas and there are no solar panel systems installed on this site.</p>	

<b>7.0 Persons at Risk</b>		
<b>7.1</b>	Does the actual occupancy of the premises/building conform with the occupancy figures contained in the relevant guide for the type of premises/purpose group?	Yes
<b>7.2</b>	Are the management/responsible person(s) aware of the occupancy restrictions for all rooms within the premises? i.e. function rooms, bars, conference facilities	Yes
<b>7.3</b>	Have the requirements of the Equality Act 2010 (permanent or temporary disabilities) for ALL persons been assessed and complied with where reasonable?	Yes
<b>7.4</b>	Have all disabled staff members been consulted and where agreed PEEPs been prepared?	N/A
<b>7.5</b>	Have standard PEEPs or PCFRAs been prepared for all relevant persons and visitors that may reasonably be expected to resort to the premises?	Yes
<b>7.6</b>	Are disabled refuges provided?	Yes
<b>7.7</b>	Are members of staff trained in the evacuation of disabled or mobility impaired persons?	Yes
<b>7.8</b>	Are fire evacuation drills conducted at least annually, taking into account all employees, shift and casual workers, visitors and contractors where appropriate?	No
<b>7.9</b>	Are the results recorded? (People involved, time taken, learning outcomes).	No
<b>7.10</b>	Is the access of relevant persons controlled at all times? i.e. are public, visitors & contractors required to sign in?	Yes
<b>7.11</b>	Are relevant persons made aware of the fire and health and safety procedures on arrival? (i.e. fire procedure/building plan adjacent to signing in book etc.)	Yes
<b>7.12</b>	Are notices in place to inform of restricted access areas?	Yes
<b>7.13</b>	Are there designated fire marshals where appropriate for all areas to ensure all relevant persons are accounted for following an emergency?	Yes
<b>7.14</b>	Is sleeping accommodation provided for the staff, public, temporary residents etc.? (Hotels, boarding houses, probation hostels etc.).	Yes



<b>7.0 Persons at Risk: Finding(s)</b>	
Ref	SIGNIFICANT FINDINGS
	<b><i>Observation</i></b>
7.8	Fire evacuation training records were observed to have been carried out in September and October 2023, however on further discussion with staff working on the premises it was apparent that this consisted only of verbally discussing the evacuation procedure and fire panel interpretation in the event of a fire, rather than practicing it. Where a full evacuation strategy is in place for the building and suitable fire drills are not being carried out, persons may be placed at risk of harm. This action was previously raised and signed off as completed however remains outstanding.
	<b><i>Recommended Actions</i></b>
7.8	WCHG and Premier Care should ensure that suitable fire drills are carried out at appropriate intervals. Each member of staff should undertake at least one fire drill annually and should include the catering staff. The fire drills should closely resemble a true fire scenario as far as practicable but not necessarily involve residents unless volunteering to take part. Carefully planned using radios or the fire alarm test signal to avoid all residents having to evacuate is one method to allow staff to practice their fire drill verbal training. Strategically located observers will help to identify good practice and where any issues may arise as good learning points. A full debrief should take place with all staff and records made of the fire drill and any learning points.
Ref	RECOMMENDATIONS
	None.

Ref	COMMENTARY
7.0	This Fire Risk Assessment is provided as part of the duties imposed on the responsible person under the Fire Safety Order (FSO). The level of risk to an individual within their own flat in which the FSO is considered not to apply (except for certain exceptions) does not directly influence the overall risk to life for the parts covered by the FSO. Any risk identified to an individual should be reduced to as low as reasonably practicable (ALARP).
7.0	<p>For Information; The individual resident's flats fall outside the scope of the Fire Safety Order. Where vulnerable residents have been identified within their own home, it is recommended that Wythenshawe Community Housing Group identifies the extent of their legal obligations to each resident and where possible liaise with each of the resident's individual care provider, family and social services to ensure that a suitable 'care package' is provided which meets the resident's individual needs. It is difficult to be specific on each package since the resident may or may not agree to such care interventions in their own home. The local community fire safety department will also engage with vulnerable residents as part of their risk reduction strategies and can offer valuable advice and assistance in home safety.</p> <p>Where relevant persons are unable to self-evacuate the following areas should be considered:</p> <ul style="list-style-type: none"> <li>• Rehousing the residents to more suitable accommodation.</li> <li>• The provision of staff 24/7 to assist the residents to safety if required.</li> <li>• Removal of ignition sources, matches, lighters, candles, cooker, toaster etc.</li> <li>• Encouraging and reinforcing no smoking within the resident's dwelling or parts of the dwelling, e.g. bedroom.</li> <li>• Ensuring all electrical appliances are subject to PAT testing.</li> <li>• Provision of fire retardant furniture, bedding, curtains etc.</li> </ul> <p>The newly provided automatic sprinklers can be considered a significant risk reduction measure when assessing vulnerable residents in their own home as part of an overall package of risk reduction measures. As with private dwellings or individual flats in other social housing, the Fire Safety Order was not envisaged to extend intrusively into private dwellings and impose unnecessary burdens on such providers of these dwellings.</p>
7.2	From the original fire strategy report, the occupancy of the communal Hub space is based on a floor space factor of 1.5 m <sup>2</sup> per person. However the initial proposal for the kitchen serving this area is designed for up to 100 persons. Based on the floor space and the 1.5 m <sup>2</sup> per person, the Hub is considered to safely accommodate up to 280 persons depending on furniture layout. All normal and emergency exits should remain clear of any furniture or obstructions for their full width across the exits and on approach.
7.3, 7.5, 7.7	<p>The processes undertaken in relation to vulnerable persons include:</p> <ol style="list-style-type: none"> <li>1. Completing an initial person-centred fire risk assessment (PCFRA) checklist with every resident.</li> <li>2. If a vulnerability is identified then a full PCFRA is undertaken using the example template observable within the NFCC Fire Safety in Specialised Housing Guidance. An example of such a PCFRA was viewed by our assessor and found to clearly detail vulnerabilities and resulting risk reduction measures introduced.</li> <li>3. Where a resident is found to require assistance to evacuate, a personal emergency evacuation plan (PEEP) is formulated for the resident in question.</li> <li>4. Monthly pull cord checks are undertaken within resident flats, which would enable any change in resident circumstances/capabilities to be identified.</li> </ol>
7.3, 7.5, 7.7	<p>Residents are constantly monitored by staff and undergo a well-being check when necessary and at periodic intervals. During the well-being check, any issues regarding the mobility or capacity to respond to the emergency procedures are assessed and PEEPs (Personal Emergency Evacuation Plans) formulated where necessary. Upon identifying any vulnerable persons in case of fire, a Person Centred Fire Risk Assessment is carried out and risk reduction measures implemented where necessary, prior to any PEEPs.</p> <p>A review of all PEEPs is made on a regular basis and updated where necessary.</p> <p>Further to the findings regarding the external wall cladding systems, staff have engaged with all residents to explain and confirm the fire evacuation procedures. To reduce the risk of an outbreak of fire further, all personal electrical equipment has been subject to a PAT and all residents advised not to smoke in their apartments. A residents regular newsletter also provides updates and information on the fire safety measures and evacuation procedures in place and information about the Building Safety Team and how to report/discuss any fire safety concerns.</p>
7.4	There are currently no disabled staff members who work on the premises and would require assistance to evacuate.
7.6	 <p>Staircases contain disabled refuge communications at each floor level. Disabled communications panels are located in the foyer areas of the Hub (for Blocks A and B) and the foyer of Block C (for Blocks C and D). An additional disabled refuge communications panel is provided by the ground floor corridor fire exit from Block A.</p>

7.6-7.8	<p>Independent living sheltered housing is intended for people with a particular set of needs. While fire safety design in such buildings includes consideration of the implications of these needs for means of escape and other fire safety measures, it cannot cater for situations where due to changing circumstances a person is unable to respond to the fire warning system or self-evacuate. In circumstances where vulnerabilities are known or become apparent, Wythenshawe Community Housing Group should consider whether additional fire safety measures are necessary or if the existing measures are actually suitable for the residents.</p> <p>The primary tool for establishing relevant risk reduction measured for residents identified as vulnerable is via Person-Centred Fire Risk Assessment (PCFRA) as detailed in NFCC guidance Fire Safety in Specialised Housing. This should not be confused with a PEEP (Personal Emergency Escape Plan,) which may include the provision of some form of assistance to be alerted for escape.</p> <p>The guidance for independent living sheltered schemes is based on the assumption that residents are able to escape unaided from their own flat and can make their way to a place of safety using the common means of escape. Support plans and risk assessments should be completed when residents move in and reviewed periodically on a formal basis; additional fire safety measures can be implemented/recommended where necessary when identified during the assessment of a resident. Where necessary a home fire safety check by the local community fire safety officers may be arranged.</p> <p>Where residents are identified as vulnerable, NFCC guidance provides recommendations to housing providers for suitable risk reduction measures for vulnerable residents in their properties using the PCFRA. This guidance also provides advice on suitable additional fire protection facilities and gives advice on reducing the impact of fire in the flat/ building. The outcomes of the PCFRA will assist the Responsible Person to formulate an effective emergency plan for those premises.</p> <p>Following a PCRFA, the information should be made available to the Fire and Rescue Service on arrival at the premises by keeping it in a 'Secure/Premises information box', which can only be unlocked by the Fire and Rescue Service. The NFCC guide is available at the following link: <a href="#">NFCC Specialised Housing Guidance</a>.</p> <p>As an independent living environment, reliance on <b>"assistance" from the fire service to evacuate as part of the escape strategy cannot and should not be relied upon</b>. There may be unknown factors which could lead to a delay which would place persons expecting assistance to be placed at risk of harm especially in the absence of permanent staff.</p> <p>Regular reviews on the health and mobility of the residents has been confirmed to be carried out to determine their needs and whether they are able to respond to the fire alarm and self-evacuate. In the event of persons being assessed as "unable to evacuate without assistance" more enhanced fire protection measures, or utilising care staff to assist or suitable alternative accommodation in conjunction with family and social services ought to be obtained where their needs can be addressed. <b>Where enhanced evacuation procedures are implemented, staff should be suitably trained and procedures tested with trial evacuations to confirm the procedures are suitable with the available staff.</b> When a resident becomes so vulnerable in the event of a fire that they are no longer suited to this type of accommodation, it would be more appropriate that they are accommodated in a care home, where sufficiently trained staff can provide assistance in the event of a fire.</p>
7.7	<p>Additional evacuation chairs have been provided as previously recommended. Each alternative escape staircase is now provided with at least one chair. Evacuation chair training is provided to staff who would be expected to use the equipment. This was provided by WCHG's Health and Safety Officer, who has received formal training and holds certification to evidence this. Refresher training for use of the evacuation chairs should continue to be provided on a periodic basis.</p>
7.8	<p>Article 15 of the Regulatory Reform (Fire Safety) Order 2005 requires the responsible person to establish and where necessary give effect to appropriate procedures including safety drills to be followed in the event of serious and imminent danger to relevant persons and where necessary nominate a sufficient number of competent persons to aid evacuation. Article 22 of the Regulatory Reform (Fire Safety) Order 2005 requires, where two or more responsible persons share or have duties in respect of the premises to cooperate with each other so far as necessary to comply with the requirements of the order. They must take all reasonable steps to inform the other responsible persons concerned of the risk to relevant persons.</p>
7.10-7.11	<p>Visitors and staff are required to sign in and fire safety information is available at reception in the main foyer area. Access for contractors is controlled by WCHG.</p>
7.12	<p>Restricted areas are kept locked at all times.</p>
7.13	<p>The WCHG scheme management on site previously stated that several members of staff have been trained as Fire Marshals, including some care team staff and that suitable procedures were in place to respond to a fire emergency. However, no Fire Marshal list was on display as all the trained staff are known to the management team.</p>
7.14	<p>2 guest rooms are provided on each of the ground floors of blocks B and C. These are all of the same layout, this consisting of the entrance door opening into a bedroom area, off which is an en-suite. There is BS5839-1 and BS5839-6 automatic detection in the bedroom area. There are patio doors from each guest bedroom directly to outside which had the key left in the door and notices on the back of the guest bedroom entrance doors which instruct persons to evacuate on activation of the fire alarm system.</p>

<b>8.0 Means of Escape</b>		
<b>8.1</b>	Do travel distances meet the criteria given in the relevant HM Government guide and recognised industry norms and guidelines? Are the travel distances from flat entrance doors to the nearest stairway or final exit(s) acceptable?	Yes
<b>8.2</b>	Is the smoke ventilation provision suitable for the escape travel distances and protection of escape staircases? OV, AOV, PV or mechanical systems? Are the systems subject to regular servicing and testing?	No
<b>8.3</b>	Are there a sufficient number of exits of suitable width from each area/room for the persons present?	Yes
<b>8.4</b>	Can you ordinarily expect the Fire Service to arrive in the event of a fire whilst the fire is in the room of origin?	Yes
<b>8.5</b>	Can you expect the premises to be evacuated within the standard times for the type of construction?	No
<b>8.6</b>	Are all escape routes available and accessible at all times?	Yes
<b>8.7</b>	Are all escape routes and stairways free from undesirable items? (E.g. portable heaters, cooking appliances, furniture, coat racks, vending/gaming machines, photocopiers, mirrors.	No
<b>8.8</b>	Do any inner rooms exist?	Yes
<b>8.9</b>	Are vision panels provided between the inner room & access room and is it adequate?	Yes
<b>8.10</b>	If the vision between the inner room and the access room is inadequate is smoke detection provided within the access room?	Yes
<b>8.11</b>	Are all emergency exits doors unlocked and available at all times when the premises are occupied?	Yes
<b>8.12</b>	Are all final exit doors checked (opened) on a regular basis? Are the outcomes recorded?	Yes
<b>8.13</b>	Is the door furniture provided appropriate for the purpose group of the premises i.e. public buildings, licensed premises etc.?	Yes
<b>8.14</b>	Are floor and stairway surfaces in good condition and free from slip and trip hazards?	Yes
<b>8.15</b>	Do all final exits lead to a place of safety?	Yes
<b>8.16</b>	Are external escape paths clear of obstructions?	Yes
<b>Electronic Door Release Devices</b>		
<b>8.17</b>	Are all escape doors free from electro-mechanical door locks devices?	No
<b>8.18</b>	Are all escape doors free from electro-magnetic door locks devices?	No
<b>8.19</b>	Where electronic/electrical door control devices are fitted do they meet the installation criteria given in BS 7273 Pt. 4 2015	Yes
<b>8.20</b>	Do entry control devices conform to the category of actuation for the purpose group that the particular premises/building currently operates within?	Yes
<b>8.21</b>	Is the emergency operation of the door lock stated by appropriate signage?	Yes
<b>8.22</b>	Have all persons in the assessment area received instructions on how the devices operate in the event of an emergency?	Yes

<b>8.0 Means of Escape: Finding(s)</b>	
Ref	SIGNIFICANT FINDINGS
	<b><i>Observation</i></b>
8.2	Previously identified, the ground floor corridor of Block D which adjoins the stair, there is no means of ventilation. This outstanding finding has been noted for action in the near future. Where there is no satisfactory means of ventilating the corridor adjoining the stair this may enable smoke built up, placing persons at risk of harm.
	<b><i>Recommended Actions</i></b>
8.2	A means of ventilating the corridor by either natural or mechanical means should be provided in the corridor adjoining the stair. This ventilation should be a minimum of 1.5m <sup>2</sup> free area and may be permanent ventilation, a manually openable window or an AOV. This would ensure that this corridor is provided with the same standard of smoke control as the other floors in Block D.
	<b><i>Observation</i></b>
8.7	A pile of books has been left on a table in the entrance to Blocks C and D. Unless removed it is likely further unwanted items will be placed alongside the table by residents and their families increasing the fire risk. All escape routes should be relatively clear of combustible items. The existing chairs and decorative furniture have previously been assessed as suitable providing further combustible are not added to the escape routes.
	<b><i>Recommended Actions</i></b>
8.7	Arrange for the books and any other unauthorised items that have been placed in the lobby by residents to be removed.
Ref	RECOMMENDATIONS
	None.

Ref	COMMENTARY
8.1	<p>On each floor of Block D the long corridor between the rear staircase and the door into the lift lobby is approximately 33m in length and is not sub-divided. However, this has been accepted for the following reasons:</p> <ol style="list-style-type: none"> <li>1. The building was designed and built to the regulations within Approved Document B Volume 1, which were the regulations in place for this type of building at the time, and the current arrangement is considered acceptable within these regulations.</li> <li>2. A life safety sprinkler system has been commissioned within the residential flats which significantly reduces the potential for a fire to develop and spread from a resident flat onto these corridors.</li> <li>3. There is currently staff presence 24 hours a day to assist any residents who require aid to evacuate.</li> <li>4. Persons who are particularly vulnerable or at risk will be identified via completion of PCFRAs, with risk reduction measures introduced where appropriate.</li> <li>5. A comprehensive and well-understood fire evacuation plan and procedure is in place.</li> </ol> <p>In future, where PCFRAs identify a significant number of persons who are highly vulnerable on the same floor of Block D, the more recently published NFCC Fire Safety in Specialised Housing Guidance may be consulted with regards to the implementation of additional safety measures, e.g sub-dividing corridor fire doors.</p>
8.2	 <p>It has been confirmed and evidence was seen that the windows at the end of the residential corridors are provided with manually openable locks/catches which can be opened if required by the Fire Service. The T Key that enables this process is located in the SIB, located in the entrance foyers, for use by fire crews.</p>
8.2	 <p>Staircases are provided with Automatic Opening Vents (AOVs) at their head, which are tested weekly by maintenance staff and serviced every six months by Dyer Environmental Controls Ltd. Corridors are provided with either AOV windows at their end or, where landlocked, smoke shafts which are linked to the fire alarm and which are also tested and serviced. Certain corridors on the ground floor were observed to have manually openable windows provided as opposed to AOVs.</p>
8.2, 8.7	<p>Article 14 of the Regulatory Reform (Fire Safety) Order 2005 requires the responsible person to ensure that emergency routes and exits can be used as quickly and safely as possible.</p>
8.5	<p>Whilst a full evacuation strategy is in place, it is expected that the evacuation of residents may take longer than that usually expected, this due to the nature of person's vulnerabilities.</p>
8.6	<p>The roof garden area above the Hub (Skylark Terrace) was observed and keys are provided on hooks by each entrance door. The procedure when opening the garden is to unlock both doors of the garden to provide alternative exits, however this is not essential as there is a substantial distance between the escape routes within the open air and any fire is highly unlikely to present a significant risk to persons on the roof garden. The correct keys were observed to be in position by each door. Additionally, suitable fire alarm sounders are in position on the exterior walls of the roof garden. Residents would be aware of the fire alarm sounding in the building.</p>
8.7	<p>As detailed in Section 5, there are some items of furniture stored on the corridor escape routes, however these are well managed.</p>
8.8, 8.10	<p>Some rooms adjoining the main Hub area, such as the wellbeing room, salon and staff office, are inner rooms to the Hub area. However, there is suitable provision of automatic detection in the Hub, in addition to vision panels enabling clear view of the escape routes.</p>




8.11, 8.13



Final exits from the building are, in the majority, either electromagnetically secured with a suitable override or provided with push pad type opening devices.

8.11, 8.18-8.19




Certain final exit doors are provided with a sliding power assisted opening mechanism. Assurance was provided that these are linked to the fire alarm and open upon its activation. A 'Green Box' emergency override is also installed adjacent to the doors and opens the doors when activated.

Some final exit and restricted access doors in the common areas are provided with electromagnetic locks and power assisted openers. They are linked to the fire alarm and release upon its activation. They are also provided with a 'Green Box' emergency override devices in accordance with current guidance and which releases the locks, allowing the doors to be pushed open if required. The call points and release buttons were also shielded to prevent accidental actuation.




8.12 A weekly means of escape check is carried out by staff and recorded. Domestic and maintenance staff are moving around the common areas throughout the premises each day and any maintenance issues are reported and dealt with immediately.

8.17












The door to external by flat 1 in Block A is electromechanically secured and operated by a Fob from the outside and a green push button internally together with a fail-safe emergency box with frangible cover. This door is intended for exit and access by residents of the block. At build stage an illuminated emergency exit sign was fitted above the door indicating it as an emergency exit. The door is not provided with the recommended emergency type release devices normally expected for an emergency exit door. However, the door is not required as part of the emergency exit strategy as there is sufficient provision of exits within recommended travel distances which may be used if this door is unavailable. Also only a very small number of persons would attempt to use this exit for evacuation purposes due to the presence of other nearby exits. To alter the security devices to this door to provide security from the outside and simple manual devices internally to conform the current guidance is considered excessive and not reasonably practicable given the very small reduction in risk to life that would be achieved.


<b>9.0 The Confinement of Fire</b>		
9.1	Are all escape routes and compartments protected by fire resistant walls and doors where required?	Yes
9.2	Where required, are the compartment walls of top floor compartments extended through the roof void and suitably sealed at the roof?	Yes
9.3	Is there a procedure for monitoring and maintaining existing fire resisting construction and fire stopping, in particular, pre-contractual agreements prior to any alterations work on site?	Yes
9.4	Is there a procedure in place to regularly check the condition of fire resisting doors and doorsets?	Yes
9.5	Are all fire doors self-closing, kept locked shut where appropriate and in good condition?	No
9.6	Are all fire doors fitted with smoke seals and intumescent strips where required?	No
9.7	Is there reasonable limitation of linings to escape routes that might promote fire spread?	Yes
9.8	From a non-invasive inspection, is there potential for fire and smoke spread through routes such as doors, walls, vertical shafts, service ducts, service penetrations, venting systems, cavities, and voids?	Yes
9.9	Have there been any structural alterations within the past 12 months?	Yes
9.10	Were the requirements of the Building Regulations followed and a completion certificate issued?	N/A
9.11	Are all ducts fitted with effective fire dampers where required?	Yes
9.12	Are all fire exits underneath and within 1.8m horizontal or 9m vertically of any external escape stair, fire resisting and self-closing?	N/A
9.13	Is glazing within the above distances fire resisting and fixed shut?	N/A
9.14	Is there a procedure for all premises/areas to be checked at the end of a working period for potential fire hazards?	Yes
9.15	Are the premises free from risk posed by adjacent properties? (Uncontrolled fly tipping, overgrown vegetation or poor housekeeping)	Yes
9.16	Are there any other premises features or hazards that could affect fire development or spread?	No
9.17	Is there potential for fire and smoke spread into the premises from an external fire?	No
9.18	Does basic security against arson by outsiders appear reasonable?	Yes
<b>Automatic Hold Open Devices</b>		
9.19	Are any fire doors fitted with automatic door release devices?	Yes
9.20	Are the devices fitted to any critical doors? e.g. onto stairs in a single staircase building	No
9.21	Is smoke detection provided within the area located near to the door release device? (Consider to L3 standard?)	Yes
9.22	Are all non-self-contained devices linked to the fire alarm system and released on actuation?	Yes
9.23	Are any self-contained, acoustically actuated door hold open devices fitted?	No
9.24	Are all devices tested regularly and the results recorded? (At least once a week)	Yes
9.25	Are all doors released at night or when the area is unoccupied?	No
9.26	Are all devices tested in accordance with the manufactures relevant standard to ensure satisfactory operation?	Yes
<b>External Wall Systems</b>		
9.27	Has the risk of external fire spread been considered? Consider external cladding, wall systems, external render and balconies.	Yes
9.28	Has there been any previous examination of the building's external wall system or cladding? If yes provide details.	Yes
9.29	Has the information on the EWS or any changes to it, been sent to the Fire and Rescue Service?	Yes

<b>9.0 The Confinement of Fire: Finding(s)</b>	
<b>Ref</b>	<b>SIGNIFICANT FINDINGS</b>
	<b>Observation</b>
9.5	The metal fixing for the drop down seal on the base of the cross corridor door indicated on the plan is loose and prevents the door from closing fully. In the event of a fire, smoke may spread beyond the door and place relevant persons at risk of harm.
	<b>Recommended Actions</b>
9.5	Arrange for a competent person to secure the metal fixing and ensure the door closes fully.
	<b>Observation</b>
9.6	The 1st floor staircase door in Hawthorn has a damaged and part missing smoke seal. In the event of a fire smoke may enter the escape staircase placing relevant persons at risk of harm.
	
	<b>Recommended Actions</b>
9.6	Arrange for a competent person to replace the smoke seal and ensure the fire door closes fully.
	<b>Observation</b>
9.6	The cross corridor fire doors indicated on the plan have an excessive gap that may allow smoke to spread along the corridor which may place relevant persons at risk of harm in the event of a fire.
	
	<b>Recommended Actions</b>
9.6	Arrange for a competent person to adjust the seals/door to ensure a suitable smoke seal is maintained.
	<b>Observation</b>
9.6	The cross corridor fire doors indicated on the plan have an excessive gap that may allow smoke to spread along the corridor which may place relevant persons at risk of harm in the event of a fire.
	
	<b>Recommended Actions</b>
9.6	Arrange for a competent person to adjust the seals/door to ensure a suitable smoke seal is maintained.
	<b>Observation</b>
9.6	The cross corridor fire doors indicated on the plan have an excessive gap that may allow smoke to spread along the corridor which may place relevant persons at risk of harm in the event of a fire.
	<b>Recommended Actions</b>
9.6	Arrange for a competent person to adjust the seals/door to ensure a suitable smoke seal is maintained.

	<b>Observation</b>
9.9-9.10, 9.27	As previously identified, following the previous guidance from the Ministry of Housing Communities and Local Government (MHCLG), investigations into the external cladding systems were completed and WCHG were able to confirm that the materials incorporated into their external wall systems were on a list of those required to be replaced. The replacement of the materials identified as combustible is nearing completion with a small number of glazing spandrel panels still to be replaced in the coming weeks. The previously recommended and instigated interim measure of whole block full evacuation on 2nd knock/confirmation of fire, is considered a suitable interim measure to reduce the risk of harm to all relevant persons.
	<b>Recommended Actions</b>
9.9-9.10, 9.27	WCHG ought to ensure that the recommended works are fully implemented and completed, so as to ensure that the exterior walls systems are made safe. This would enable the blocks to return to the Stay Put fire strategy as originally intended.
	<b>Observation</b>
9.11	On earlier fire risk assessments fire dampers were confirmed to be fitted in ductwork that traverses fire-resisting construction and fire compartments. However, It was not confirmed if there are any fire damper inspections carried out. Any ductwork traversing fire compartmentation should be protected by either fire resisting ductwork construction or fire and smoke dampers at the junction of compartmentation and any such fire dampers should be subject to regular inspection and maintenance in accordance with the manufacturer's instructions for the particular type of fire/smoke damper.
	<b>Recommended Actions</b>
9.11	HVAC system components and layout should be documented in the Building information CDs issued on completion of the building. Any such fire dampers should be subject to regular inspection and maintenance IAW current guidance.
<b>Ref</b>	<b>RECOMMENDATIONS</b>
	<b>Observation</b>
9.5	Deficiencies to a number of fire doors throughout the buildings were identified and confirmed to be reported for remedial action:  <ol style="list-style-type: none"> <li>1. Apartments 8, 36, 54, 73 and 81, the cold smoke seal is missing/damaged, falling away and requires replacement. WCHG is aware of this having checked apartment entrance doors as part of the annual checks and the remedial measures are logged and awaiting repair to a number of doors.</li> <li>2. Apartment 28 free swing self closing device is not working in "freeswing" mode. WCHG is aware of this having checked apartment entrance doors and the remedial measures are logged and awaiting repair to a number of doors.</li> </ol>
	<b>Recommended Actions</b>
9.5	Confirm that a competent person has carried out remedial works to the fire doors identified and others reported from the fire door check.
	<b>Observation</b>
9.5	The block D refuse room internal lobby door is catching on the frame and slamming shut which is likely to lead to the doorframe and adjacent stud wall from becoming damaged. Incorrectly adjusted overhead self closing devices not only present a hazard to elderly and infirm residents, they cause a noise nuisance from slamming and also cause damage over time to the surrounding construction leading to unnecessary maintenance.
	<b>Recommended Actions</b>
9.5	Arrange for a person competent in adjusting fire doors to ease the door and where necessary fire and smoke seals from catching on the frame and to correctly adjust the overhead self closing device to prevent it from slamming shut whilst closing fully against the rebate.
	<b>Observation</b>
9.5	The stair door indicated on the plan is catching at the top. the door is still closing but is likely to deteriorate over time and may not close fully.
	<b>Recommended Actions</b>
9.5	Arrange for a competent person to adjust the door/hinges to ensure it closes fully without catching on the doorframe.

Ref	COMMENTARY
9.1, 9.5-9.6	 <p>The apartments accessed are fitted with a self-closing FD30s flat entrance doors. The doors were on free swing self-closing devices which were confirmed to be linked to the BS5839-1 and BS5839-6 fire alarm systems in the flat. Internal rooms within the apartment were also fitted with FD30 notional doors. A suitable type of letter plate is fitted half way down the main access door to the flats. These have spring loaded and sealed flaps both internally and externally. It is assumed that all the access doors to the apartments / flats in the premises are of the same standard.</p>
9.1, 9.5-9.6	 <p>It was identified that the doors to both the mobility scooter stores are of an FD30s standard and the scooter stores are quite large, often containing more than 6 scooters on charge at any one time. However, the doors do not open directly onto an escape route, but rather into the entrance lobbies at the front, therefore there is at least two FD30 door separation between each scooter room and any escape corridor serving flats. This was considered acceptable by our consultant, as a fire in the scooter rooms would be quickly detected, are sprinkler protected, and should not pose any significant risk to life for the residents within the blocks, as alternative escape routes would be available to the sides and rear and the 2 door separation detailed above is in place. Staff are on site 24 hours a day and any alarm activations are quickly investigated.</p>
9.1, 9.8	 <p>Galliford Try (GT) and Tenos have been working closely for an extended period of time in order to carry out a type 4 compartmentation and fire stopping survey throughout the premises. There have been a number of surveys carried out since the construction was finished in 2017 with the latest carried out by Tenos, following which it was identified that a full building survey was required. This has been carried out by GT, with GT applying the fire stopping works where any breaches or deficiencies are identified. Our assessor was informed that this work is mostly complete, however there are still some areas that are opened up with necessary works being finalised. A fire stopping certificate/statement is to be issued on completion together with the information recorded electronically of locations and materials used for ongoing maintenance and inspection.</p>
9.5	<p>WCHG has confirmed to our assessor that they have begun the process of carrying out quarterly communal area fire door checks and annual flat entrance door checks. These are uploaded onto an online system, where identified deficiencies may be subsequently be acted upon. Aspects of a door checked include:</p> <ul style="list-style-type: none"> <li>• Missing or ineffective self-closing devices and door seals (defective or missing self-closing devices should be replaced as a high priority).</li> <li>• Damaged doors or frames or incorrect repairs.</li> <li>• Removal of locks/fitings without suitable repairs to the integrity of the doors.</li> <li>• Poorly fitting doors caused by distortion or shrinkage, or because of wear and tear.</li> <li>• Newly fitted, but inappropriate, door furniture.</li> <li>• Doors that have been replaced using non-fire-resisting types.</li> </ul> <p>Other opportunities, such as when flats become vacant or change tenancy, are also used to inspect the condition of compartmentation and to undertake fire safety improvements where necessary.</p>
9.5-9.6, 9.27	<p>Article 8 of the Regulatory Reform (Fire Safety) Order 2005 requires the responsible person to take general fire precautions to ensure the safety of relevant persons. This includes measures to reduce the risk of fire on the premises and the risk of the spread of fire on the premises.</p>


9.8	<p>Article 22 of the Regulatory Reform (Fire Safety) Order 2005 requires, where two or more responsible persons share or have duties in respect of the premises to cooperate with each other so far as necessary to comply with the requirements of the order. They must take all reasonable steps to inform the other responsible persons concerned of the risk to relevant persons.</p>
9.11	<div style="display: flex; justify-content: space-around;">   </div> <p>Bathroom and kitchen ventilation in the flats accessed vented into the ceiling of the flat. No common ventilation ductwork between the apartments was observed throughout the buildings. Ventilation grilles can be seen on the outside walls of the buildings which appeared to be in line with each flat. Both Keith Bryant (Project Manager for Galliford Try) and a WCHG building consultant met by a previous TFG fire risk assessor have confirmed that the ventilation ducting passes through the ceiling cavities direct to outside and is independent to each apartment. Under Regulation 38 (formally 16B) of the Building Regulations the designer/principle contractor is required to handover, to the end user, "as built" information regarding the systems and protection measures for the safe operation of the building. This information should include the design and fire protection measures incorporated into the ventilation systems.</p>
9.11	<p>Article 17 of the Regulatory Reform (Fire Safety) Order 2005 requires the responsible person to provide a suitable system of maintenance for any facilities, equipment and devices so that they are maintained in good working order.</p>
9.16	<div style="display: flex; justify-content: space-around;">  </div> <p>Adjoining the lift lobbies sandwiched between blocks C and D are communal rooms which may be used by residents for meetings, relaxation and the like. Section 4.4.3.3 of the original fire strategy completed for the building recommended that these lounge areas should be separated from the lift lobbies by fire resisting construction, as they were likely to contain kitchen areas. On the first and third floors no sources of ignition are present in these lounge areas, however on the second floor lounge (known as the Falcon Room) a fridge and kettle are provided, which may be considered refreshment facilities as opposed to a kitchen. These items are PAT tested and the area is well managed. There are also cross corridor doors incorporating construction which DOES continue to true ceiling height between this room and corridors serving flats. The provision of choices for direction of escape means that persons would not have to pass through this lobby to escape in the event of a fire, instead having the option to proceed in the opposite direction. The absence of fire resisting construction between this room and the adjoining lift lobby is therefore considered acceptable.</p>
9.18	<p>External CCTV is located around the buildings perimeter.</p>
9.18	<div style="display: flex; justify-content: space-around;">   </div> <p>Waste bins are stored internally in specified refuse rooms which are lobby separated from corridor escape routes.</p>
9.25	<div style="display: flex; justify-content: space-around;">  </div> <p>Electromagnetic corridor doors held open on auto door release devices are not released at night, to allow the free movement of the residents, but the doors are routinely tested and are linked to the fire alarm system. Detectors were seen to be in place in close proximity to the doors on the corridors.</p>



<p>9.27</p>	 <p>It was noted that there are two balconies on the Cedar block, adjacent to the roof top garden area, but it was made clear that the use of these is controlled by the premises management team and access is only allowed at certain times. Residents do not have general access to these areas. No sources of ignition are allowed on these areas and the storage of combustibles on the balconies is closely controlled, with access through the patio doors opening onto the balcony also controlled.</p>
<p>9.27</p>	<p>The risk of external fire spread should be considered as part of the fire risk assessment for these buildings. The fire risk assessment should take into account a number of factors other than height and material type, including the vulnerability of residents, location of escape routes, and the complexity of the building.</p> <p>Whilst materials used on residential buildings with a top storey below 18m may be deemed to comply, the original design fire strategy indicated a "Stay Put" strategy was to be the basis for the building design. Previous findings regarding the cladding systems used indicated that there was a likelihood that the external wall may assist in fire spread that was likely to affect more than one apartment. The "Stay Put" strategy is predicated on the assumption that an outbreak of fire in an apartment should be contained and other neighbouring residents are safe to remain in their apartments. Until such time as sign off is provided by the specialist external wall contractors and consultants, the current building simultaneous evacuation procedure on 2nd knock mitigates against external fire spread ensuring persons are warned of fire and need to evacuate at the earliest opportunity.</p> <p>Remedial actions may be required in the buildings below 18m formerly deemed to comply with the Building Regulations where there is a risk to the health and safety of residents. With regard to the current interim simultaneous evacuation procedure, the following is assessed:</p> <ul style="list-style-type: none"> <li>• The vulnerability of residents - There is a range of abilities amongst the residents from those who are fit and able to self-evacuate to ones who need substantial assistance from staff.</li> <li>• Location of escape routes - These are relatively simple and straightforward with stairs provided with disabled refuge points and communications systems. A fire spreading externally is unlikely to affect more than one exit staircase in the early stages of a fire and prior to the arrival of the Fire and Rescue Service. A fire is unlikely to spread internally due to the sprinklers and compartmentation, particularly following impending completion of the type 4 compartmentation and fire stopping work.</li> <li>• The complexity of the building - The layout of the common escape routes from apartment entrance doors provide for two directions of escape with several intermediate areas of relative safety which allow for extended evacuation times.</li> </ul> <p>Note: Village 135 is unlike a high rise residential tower block in that staff are present 24 hours a day. A comprehensive fire detection and warning system linked to staff handsets and an off-site alarm receiving centre (ARC) is installed throughout which provides an immediate indication for staff to respond in accordance with the latest fire strategy. All apartments have been fitted with common fire alarm sounders to provide the requisite sound levels within each apartment.</p>

## 10.0 Automatic Fire Detection

<b>10.1</b>	Where a fire alarm system is required has one been provided?	Yes
<b>10.2</b>	Is there suitable provision of automatic detection within the flats?	Yes
<b>10.3</b>	Is there a procedure in place to ensure fire detection within residents' flats are routinely checked, to ensure they have not been tampered with?	Yes
<b>10.4</b>	Is it possible to define the detection system category? (L1- L5 etc.)	Yes
<b>10.5</b>	Is the automatic fire detection suitable for the risk and premises type?	Yes
<b>10.6</b>	Does the system conform to standards appropriate to the purpose group for the premises/building use? i.e. BS 5839 Pt. 1 or BS 5839 Pt. 6 etc.	Yes
<b>10.7</b>	Are sufficient call points and detectors provided?	Yes
<b>10.8</b>	Can the alarm be raised without placing anyone at risk?	Yes
<b>10.9</b>	Are all call points visible, unobstructed?	No
<b>10.10</b>	Are all fire alarm sounders of the same type, giving the same alarm signal? The signal should be distinct from all other alarms or signals in the workplace to avoid confusion.	Yes
<b>10.11</b>	Where required does the system have a voice alarm? i.e. large places of assembly	N/A
<b>10.12</b>	Can the alarm be heard throughout all areas of the premises?	Yes
<b>10.13</b>	Has a suitable fire zone plan been provided adjacent to the fire panel where necessary? i.e. complex premises or care homes	Yes
<b>10.14</b>	Is the fire alarm system under a regular maintenance programme by a qualified fire alarm engineer?	Yes
<b>10.15</b>	Are there systems in place to ensure the system is tested weekly from a different call point?	Yes
<b>10.16</b>	Are all fire alarm tests, faults and maintenance schedules recorded?	Yes




<b>10.0 Automatic Fire Detection: Finding(s)</b>	
Ref	SIGNIFICANT FINDINGS
	None.
Ref	RECOMMENDATIONS
	<b>Observation</b>
10.9	 <p>The manual call point by the ground floor corridor fire exit in Block A was partially obstructed at the time of the assessment. This finding was previously raised and signed off as completed. The building safety manager confirmed a clip is to be placed on the curtain rail to keep the edge of the curtain away from the call point.</p>
	<b>Recommended Actions</b>
10.9	Confirm the curtains at the end of this corridor do not obstruct the manual call point, which should be clearly visible.

Ref	COMMENTARY	
10.0	Sprinkler flow devices are now connected to the fire alarm.	
10.1-10.2, 10.4-10.8		<p>The system now installed within each apartment appears to conform to BS 5839-6 to at least Grade D, category LD1 standard, with multi-sensor detectors installed in all habitable rooms except the kitchen area, where a heat detector is provided. The systems are linked to the 'Dect' care call phones with each member of care staff carrying a receiver and call point in the reception/office.</p> <p>A fully addressable BS 5839-1 fire detection and warning system is installed within the common areas, which appears to be to a minimum of L2 standard, with a linked heat detector and separate sounder located in the hallway of each flat. The automatic fire detection and warning system installed in the common areas sounds an alarm to initiate a simultaneous evacuation of all the common areas within the individual block of activation.</p>
10.1, 10.13		<p>Fire alarm panels are provided in the entrance foyer to the Hub and the entrance foyer to Block C. A repeater panel is provided by the ground floor corridor exit from Block A. Suitable fire alarm zone plans are provided adjacent to each alarm panel in the blocks, with the exception of the repeater panel in Block A.</p>
10.2	It was previously confirmed that the free swing flat entrance doors default to the closed position on activation of the BS5839-6 detectors within the resident flats.	
10.8	<p>The automatic fire detection and warning system cause and effect has been updated since the full evacuation strategy has been introduced.</p> <p>The updated cause and effect was confirmed to achieve the following:</p> <ul style="list-style-type: none"> <li>• On activation of an apartment (local) smoke alarm, sounders operate in the apartment of activation and staff receive a notification at the DECT panel and mobile handsets.</li> <li>• On activation of the common fire alarm system, staff receive a notification at the DECT panel and mobile handsets.</li> <li>• On activation of the full alarm in Block A, the evacuation sounders in A and the Hub sound.</li> <li>• On activation of the full alarm in Block B, the evacuation sounders in B and the Hub sound.</li> <li>• On activation in the Hub, the evacuation sounders in blocks A, B and the Hub sound.</li> <li>• On activation of the full alarm in Block C, the evacuation sounders in blocks C and D sound and the fire panel in the Hub provides an audible warning.</li> <li>• On activation of the full alarm in Block D, the evacuation sounders in blocks C and D sound and the fire panel in the Hub provides an audible warning</li> </ul> <p>A full evacuation can be manually activated at the fire panel by staff or the FRS. This procedure has previously been verbally agreed between Fire Safety Inspecting Officers from GMFRS and Ms Amanda Seals (Senior Manager of V135).</p>	


10.12	<p>The common fire alarm system has previously been extended to provide BS5839-1 sounders inside the hallway of the apartments, so as to achieve 75dB at the bedhead, as recommended to support the simultaneous evacuation in each block (this would <b>not</b> be a requirement of the system under a Stay Put strategy and is considered an interim measure until the premises has in place suitable measures to return to a Stay Put strategy). Care staff are trained to assist mobility-impaired residents of the affected zone/s. As an interim measure, the existing staff, on confirmation of a fire, assist (where necessary) residents in the vicinity of the confirmed fire to commence evacuation of the affected block. Priority is given first to the affected floor level, progressing to the floor above, until all floors above have been evacuated. One member of staff remains at the fire panel to meet and inform the Fire Service on arrival.</p> <p>On activation of a smoke detector in an apartment and notification to staff on the Dect phones, the person in charge at the fire alarm panel remains in contact with investigating care staff to confirm the cause as soon as possible. Should the communication be lost before confirmation of cause, the full alarm is activated and the Fire Service called.</p> <p>The Fire and Rescue Service are summoned without delay on one of the following events:-</p> <ul style="list-style-type: none"> <li>• On confirmation of fire via the social alarm communication system.</li> <li>• No response from the resident via the social alarm communication system.</li> <li>• Activation of a manual fire alarm call point.</li> <li>• Activation of an automatic heat/multi-sensor detector in the entrance hall of an apartment which is connected to the building's common (BS5839-1) fire alarm system.</li> <li>• Loss of communication between staff member in charge and investigating staff.</li> </ul>
10.14-10.16	<p>Fire alarm maintenance procedures are in place with regular weekly tests carried out by staff and recorded digitally by the WCHG facilities management team. The alarm system is under a regular servicing maintenance schedule carried out by the alarm engineers from Complete Fire. All staff take part in the fire alarm tests on a rotational basis to ensure familiarity with interpreting and operating the fire control panels and Dect phone system.</p>



<b>11.0 Emergency Escape Lighting</b>		
<b>11.1</b>	Has the provision of emergency lighting been considered? Working hours, windowless areas, open access areas>60m <sup>2</sup> , toilets>8m <sup>2</sup> .	Yes
<b>11.2</b>	Is emergency lighting provided in accordance with guidance relevant to the purpose group for the premises? (BS5266, ADB)	Yes
<b>11.3</b>	Does it illuminate escape routes, exits, corridors, hazards or obstructions, changes in floor level, signs, fire alarm call points and firefighting equipment?	Yes
<b>11.4</b>	Is the emergency lighting beyond the final exit adequate so that persons can reach a place of safety?	Yes
<b>11.5</b>	Are routine checks carried out in accordance with the appropriate standard to which the system conforms – i.e. daily, monthly, 6 monthly and annual checks?	Yes
<b>11.6</b>	Are records of maintenance kept?	Yes
<b>11.7</b>	Is normal lighting adequate and in working order?	Yes

<b>11.0 Emergency Escape Lighting: Finding(s)</b>	
Ref	SIGNIFICANT FINDINGS
	None.
Ref	RECOMMENDATIONS
	None.
Ref	COMMENTARY
11.1-11.4	 <p>Emergency Lighting is installed throughout and the provision is considered suitable and appeared in good condition where seen. This included on corridor escape routes, in communally used areas used by the residents and externally by final exits.</p>
11.5-11.6	<p>Annual inspections of the emergency lighting systems are undertaken by a qualified engineer from an appointed contractor. The emergency lighting system is also tested monthly by WCHG facilities management staff in accordance with current standards and records kept digitally. Any faults are reported through the appropriate channels.</p> <p>For information, it is recommended that the emergency lighting is tested in accordance with BS 5266, Emergency Lighting and would typically include:-</p> <ul style="list-style-type: none"> <li>• A visual check;</li> <li>• A monthly function test of each unit with a “fishtail” test key;</li> <li>• An annual test by a suitably qualified and competent person;</li> <li>• The test results ought to be appropriately recorded.</li> </ul>

## 12.0 Fire Fighting Equipment, Facilities, Systems & Fixed Installations

<b>Firefighting Equipment</b>		
<b>12.1</b>	Where appropriate are adequate numbers of fire extinguishers provided? Consider floor area, special risks, minimum travel distance of 30m.	Yes
<b>12.2</b>	Are the correct types of extinguishers provided for the risks?	Yes
<b>12.3</b>	Are all extinguishers installed and sited in accordance with current guidance?	Yes
<b>12.4</b>	Are appropriate checks carried out on a monthly basis?	Yes
<b>12.5</b>	Are all extinguishers serviced by a qualified engineer every 12 months?	Yes
<b>Firefighting and Firefighter Facilities</b>		
<b>12.6</b>	Are firefighting and firefighter facilities provided, tested and maintained? (Dry/wet rising mains, SIB's, wayfinding signage)	Yes
<b>12.7</b>	Are all systems fully operational and functional?	Yes
<b>12.8</b>	Are all security devices functional? (Sprinkler valves, wet & dry rising mains padlocked etc.)	No
<b>12.9</b>	Where sprinklers are fitted are all heads clear of obstructions (500mm clear of stock) and functional?	Yes
<b>12.10</b>	Where firefighting shafts or fire mains are provided are the locations of the inlets/outlets in line with current guidance?	Yes
<b>Firefighting Lifts</b>		
<b>12.11</b>	Are lifts provided for the use of firefighters or evacuation?	Yes
<b>12.12</b>	Are all lift controls functional, tested and maintained?	Yes
<b>12.13</b>	Are any defects to the lift(s) reported to the Fire and Rescue Service? (defects that would affect or impact firefighting operations)	Yes
<b>Facilities and Systems</b>		
<b>12.14</b>	Is there an Emergency Alert System (EAS) for use by the Fire and Rescue Service? If the EAS is not in accordance with BS8629 can it be adapted to provide an EAS on the floor of fire origin, selected floors, or full evacuation? Please provide details.	N/A
<b>12.15</b>	Have up to date floor and building plans been provided to the Fire Service in electronic format, detailing key building information, location of firefighting facilities and equipment?	No
<b>12.16</b>	Where appropriate, has a Secure Information Box (SIB) been provided with up to date info, and access keys? Is it in a suitable secure location for access by the Fire Service?	Yes

<b>12.0 Fire Fighting Equipment, Facilities, Systems &amp; Fixed Installations: Finding(s)</b>	
<b>Ref</b>	<b>SIGNIFICANT FINDINGS</b>
	<b>Observation</b>
12.8	<p>Sprinkler stop valves are not locked in the open position. Whilst it is acknowledged the valves are located in lockable risers/rooms and access is provided by building maintenance team to these areas, there is a risk of accidental or deliberate interruption of the water supply to the sprinkler system by persons accessing these areas. See commentary 12.8.</p> 
	<b>Recommended Actions</b>
12.8	The Responsible Person should contact the sprinkler contractor (Argus) to arrange for the stop valves to be locked in the open position. Keys should be clearly identified and readily available for the Fire and Rescue Service in order to isolate a zone or the system in the event of activation or following a fire incident.
	<b>Observation</b>
12.15	Ground level site plans were observed in the Secure Information Boxes (SIBs), these plans do not meet the recommended standard. The Fire Safety (England) Regulations 2022 made it a requirement in law for responsible persons of high-rise blocks of flat to provide information to Fire and Rescue Services to assist them to plan and, if needed, provide an effective operational response. This finding was previously raised and signed off as completed.
	<b>Recommended Actions</b>
12.15	It is recommended that clear building plans detailing key building information, location of firefighting facilities and equipment is provided in each of the SIBs. This is a mandatory requirement for Block B being over 18m in height. See further information in commentary 12.6
<b>Ref</b>	<b>RECOMMENDATIONS</b>
	<b>Observation</b>
12.5	The portable fire extinguisher label located in the scooter store in Block D has not been signed on the last annual inspection.
	<b>Recommended Actions</b>
12.5	Confirm with the maintenance company that the extinguisher was checked during the annual service inspection.

Ref	COMMENTARY	
12.1-12.3		<p>Portable firefighting equipment would not be generally sited in the corridors to flats as this may pose a risk to residents leaving their flat on fire and returning with a fire extinguisher, placing them at increased risk as they are not trained. However, the premises are staffed 24 hours a day, with trained staff responding to any fire alarm and the current availability of fire fighting equipment is considered suitable. The accommodation area extinguishers are generally sited in stairwells and not in the immediate vicinity of flat entrance doors. The firefighting equipment is in the form of water (or foam) and CO2 stations throughout. Such extinguisher points are also provided in higher risk areas such as refuse rooms, electrical rooms and the like.</p>
12.4-12.5		<p>Monthly visual checks of firefighting equipment are undertaken, with records held digitally by WCHG. The firefighting is also serviced annually by a competent person, with this last having been carried out in 09/2023.</p>

12.6	<p>Secure Information Boxes (SIBs) are provided by the fire alarm panels in the Hub and Block C. These contain information such as:</p> <ul style="list-style-type: none"> <li>• List of temporarily absent residents.</li> <li>• Residents of each block, their flat and floor, plus any vulnerabilities and assistance required.</li> <li>• The last fire risk assessment.</li> <li>• The building fire strategy document</li> <li>• List of flats, residents and which flats are void.</li> <li>• List of fire alarm zones.</li> <li>• False alarms log.</li> <li>• Keys for Fire Service use.</li> </ul> <p>WCHG have a process in place for checking the contents of SIBs against the recommendations within current guidance and ensuring that these are provided with the correct information.</p> <p><b>SIB guidance on Emergency Response Packs</b></p> <p>The Secure Information Box (SIB) is a facility for fire-fighters and the content should be restricted to information relevant for the FRS during an incident. Unnecessary and unclear information could delay the FRS response. Building plans should be A3 size and be encapsulated or placed inside plastic wallets so that they can stand up to the rigors of use. There should be two sets of all plans. The Emergency Response Pack contains information that is required for the purpose of operational firefighting and rescue. Accordingly, the contents need to be “tailor made” for the building and residents in question, but should always comprise, as a minimum:</p> <ul style="list-style-type: none"> <li>• A log book for the purpose of recording events that occur in respect of the SIB system including emergency use, system updates etc.</li> <li>• An 'Off The Run' notice containing details of any fire-fighting fixed installations not available for use and/or unresolved fire safety issues</li> <li>• A Summary of information useful to the Fire &amp; Rescue Service on arrival at an incident</li> <li>• An Orientation plan, showing the location of the building in relation to surrounding buildings and other reference points (e.g. roads) and also water supplies</li> <li>• A building layout plan showing the internal layout, including up to date floor plans</li> <li>• A simple layout plan (if not provided in the Orientation plan) showing water supplies for firefighting including hydrants, emergency water supplies, dry/wet riser supplies etc.</li> <li>• Simple layout plans showing facilities of particular relevance to operational firefighting and rescue including relevant information regarding any lift(s) intended for use by the FRS</li> <li>• Information on residents with mobility, cognitive or sensory impairment(s)</li> <li>• Significant fire safety issues – any compartmentation, external wall system or other fire safety issues which may affect fire behaviour in the premises</li> <li>• A description of the current evacuation strategy, e.g., stay put, simultaneous evacuation.</li> </ul> <p>The detail and examples of plans which cover the above components of the Emergency Response Pack is contained in the FIA/NFCC Premises Information Box guidance available by <a href="#">clicking here</a>.</p> <p>It is vital that the Responsible Person (RP) ensures that a competent person checks and updates the SIB &amp; ERP on a regular basis. It is recommended that this process of review should include:</p> <ul style="list-style-type: none"> <li>• Post Incident Checks - After any incident where the PIB contents are used the RP must ensure the contents are complete and available for use.</li> <li>• Monthly Checks - Physical checking of the PIB contents – are plans and information sheets still present and protected in plastic wallets or properly laminated. Data checking – to check the contents against any known changes that have taken place, including any changes in terms of residents' mobility, cognitive or sensory impairments.</li> <li>• The PIB housing, locks, seals and fixings should be inspected for damage or degradation.</li> <li>• Annual Checks - (and/or where there have been changes in circumstances through physical works, occupation, processes or usage.) Review ERP information for adequacy in scope and detail, as well as accuracy. It is anticipated that confirmation of these checks being carried out and the quality assurance of these checks will be reviewed in line with any other fire safety system maintenance records.</li> </ul>
12.6	<p>Article 15 of the Regulatory Reform (Fire Safety) Order 2005 requires the responsible person to establish and where necessary give effect to appropriate procedures to be followed in the event of serious and imminent danger to relevant persons.</p>
12.8	<p>Extract - BS 9251:2021 Fire sprinkler systems for domestic and residential occupancies — Code of practice Section 5.1.</p> <p>Where a sprinkler system is divided into zones, e.g. for ease of maintenance or reinstatement after a fire, each zone should:</p> <ol style="list-style-type: none"> <li>a) not cover more than one floor;</li> <li>b) <b>have a lockable full-bore stop valve</b>; and</li> <li>c) have a quarter turn drain valve.</li> </ol> <p>Each zone should have no more than 500 sprinklers.</p> <p>NOTE 2 Small zones can be beneficial for maintenance and helping the Fire and Rescue Service locate the fire. Zone stop valves should be installed in readily accessible positions in or near the zone they control.</p> <p><b>Each valve should be secured open and be labelled to identify the area of protection it controls.</b></p> <p>Section 5.15</p> <p>All valves which control the flow of water to the system should be electrically monitored for the open position. A lockable full bore stop valve. The valve should be locked in the open position to prevent accidental or deliberate interruption of the water supply to the sprinkler system;</p>
12.9	<p>Whilst the type 4 compartmentation and fire stopping has been carried out on the premises, WCHG have taken the opportunity to install a life safety sprinkler system throughout each flat and also in high risk common areas (e.g. refuse rooms, the Hub kitchen etc).</p>



12.10



Firefighter dry rising mains are located in each block, so as to provide a firefighting facility due to the size and layout of the blocks. The inlets are located on the external façade and the outlets are located at each level of one of the staircases per block. The dry rising mains are subject to periodic service and inspection by a competent person, with records held centrally by WCHG.


12.11-12.13





A firefighting lift is installed in the staircase serving Block B. A declaration of conformity issued to WCHG at the time of the lift's installation was provided to our assessor which indicates that the lift was installed in accordance with BS EN 81-72:2003 relating to firefighters lift. Cundall Lifts have also surveyed the provisions of the lift, which have been compiled in a Lift Compliance Review issued to WCHG. Although indicated as a firefighting lift in the declaration of conformity, Cundall have expressed that this may not have met every standard required to be considered a true firefighting lift, e.g. the lift control panel does not have water ingress protection and some components are not IP rated. It is noted that the Cundalls Lift Compliance Review referred to the standards within BS EN 81-72:2020 as opposed to the standards in place when the lift was installed, which may account for the aforementioned areas of discrepancy. Retrospective upgrading of the firefighting lift is not mandatory.

### 13.0 Fire Safety Signs and Notices

<b>13.1</b>	Do signs indicate all final exits?	Yes
<b>13.2</b>	Can the final exit or a directional sign be identified from any position in the assessment area?	Yes
<b>13.3</b>	Are all signs in the correct position, suitably fixed and directional arrows correct? (Can the way out be found just by using signs alone?)	Yes
<b>13.4</b>	Are the signs the correct size for the areas where they are located?	Yes
<b>13.5</b>	In places of public assembly are all escape signs illuminated on maintained luminaires?	Yes
<b>13.6</b>	Are fire action notices displayed prominently and completed fully throughout the premises?	Yes
<b>13.7</b>	Are all fire action notices similar throughout the premises?	Yes
<b>13.8</b>	Does the content of the fire action notices reflect the actual procedure?	Yes
<b>13.9</b>	Where firefighting equipment or fire alarm call points are not clearly visible is their location highlighted by supporting signage?	Yes
<b>13.10</b>	Are all fire doors signed appropriate to their use i.e. Fire Door Keep Locked Shut, Fire Exit Keep Clear etc.?	No
<b>13.11</b>	Where required, are external fire assembly points signs prominently displayed?	Yes
<b>13.12</b>	Are "No Smoking" signs and procedures in place to ensure there is no smoking in work or public places? (The Smoke Free (Premises and Enforcement) Regulations 2006)	Yes
<b>13.13</b>	Are all signs legible and in good condition?	Yes
<b>13.14</b>	Do all signs comply with the EN 7010:2011 where necessary?	Yes
<b>13.15</b>	Has wayfinding signage been provided to clearly indicate floor levels, flat numbers from within the staircase(s) and each floor level?	Yes
<b>13.16</b>	Is the signage in line with the ADB revisions 2020?	No

### 13.0 Fire Safety Signs and Notices: Finding(s)

Ref	SIGNIFICANT FINDINGS
	None.
Ref	RECOMMENDATIONS
	<b>Observation</b>
13.15-13.16	 <p>Although in Block B wayfinding signage does not strictly conform to the standards outlined in Approved Document B, signage was observed at each floor level opposite the lift and by the stairs which clearly detailed each level which apartments were on said level and the direction to them. The secondary staircase has similar signage. The Fire safety England Regulations 2022 require signage to be installed by law in all existing high-rise buildings of 7 or more storeys or with a top floor height above 18m.</p>
	<b>Recommended Actions</b>
13.15-13.16	It may be prudent to consult with the Fire and Rescue Service as to the adequacy of the current signage as being applicable for wayfinding for firefighters. Retrospective installation of wayfinding signage is not mandatory for residential building less than 18m to the top floor level.

Ref	COMMENTARY	
13.1-13.4		<p>The provision of directional and fire exit signage throughout the building was found to be satisfactory and in good order at the time of this fire risk assessment.</p>
13.6		<p>Assembly point signs are provided by final exits, instructing persons where to assemble dependent upon their location within the building.</p>
13.6-13.8		<p>Fire action notices are displayed in appropriate locations, such as in staff work areas and service rooms and also on the inside of the apartment/flat entrance doors, so as to remind the staff and residents. Suitable action notices were also seen on the inside of guest bedrooms. Residents are also made aware of the fire procedures by regular updates from the management team. It was also noted that there are no fire action notices by the manual call points within the communal areas inside the premises, however TFG have previously been informed that the reason for this was the constant presence of staff on site 24 hrs per day and the fact that any alarm activation would be attended and managed by the staff present.</p>
13.10		<p>Although not all fire exits have 'Fire Exit Keep Clear' signage affixed to the external side, those that do not are not at risk of being blocked due to these being set back from areas where blockage could occur (e.g. on raised pavement areas). No blockage of these exits was observed at the time of this fire risk assessment.</p>

13.10



Suitable 'Do Not Use in the Event of Fire' signage was provided adjacent to the lifts.

13.11



Fire Assembly Point signs are displayed in the appropriate locations.

13.12



"No Smoking" signs are displayed as required by The Smoke Free (Premises and Enforcement) Regulations 2006. The only smoking allowed is within the resident's own flats. There is no smoking allowed within any communal area or circulation space.

### 14.0 General Fire Safety Procedures

<b>14.1</b>	Has the premises been free from reports of any fire related incidents within the past 12 months?	Yes
<b>14.2</b>	Has action been taken to avoid reoccurrence?	N/A
<b>14.3</b>	Has the premises been free of any fire alarm actuations within the past 12 months?	No
<b>14.4</b>	Where necessary has any action been taken to prevent reoccurrence?	Yes
<b>14.5</b>	Have there been any incidents of deliberate ignition by employees or arson attacks?	No
<b>14.6</b>	Are procedures in place to inform relevant persons of the need to report any potential fire hazards?	Yes
<b>14.7</b>	Is there a fire policy for the premises/organisation that clearly defines the roles and responsibilities of who will contribute to overall fire safety management?	Yes
<b>14.8</b>	Has the fire service inspected or had any formal meetings, familiarisation visits, operational crew/CFS visits within the last 12 months?	Yes
<b>14.9</b>	Were any recommendations, enforcement or prohibition notices served?	No
<b>14.10</b>	Have all recommendations and notices been complied with?	N/A
<b>14.11</b>	Is adequate access provided for fire service vehicles in the event of an emergency?	Yes

### 14.0 General Fire Safety Procedures: Finding(s)

Ref	SIGNIFICANT FINDINGS
	None.
Ref	RECOMMENDATIONS
	None.
Ref	COMMENTARY
14.3-14.4	There have been occasional instances of false alarms within the last year, with these recorded in a logbook and investigation undertaken following any false activation. Any reports of fire or false alarms should be fully investigated and where necessary control measures implemented to reduce the possibility of further occurrences. Following any outbreak of fire, the Fire Risk Assessment should be reviewed to identify if any further risk reduction measures are necessary.
14.7	The Wythenshawe Community Housing Group V135 Senior Manager is the nominated person on-site responsible for ensuring that the fire precautions are implemented and managed correctly on behalf of WCHG who have the overall responsibility.
14.8	The local Fire and Rescue Service (GMFRS) have visited on a number of occasions and continue to visit in order to carry out familiarisation, for the gathering of operational information, community visits to advise residents on home fire safety and fire protection officers have also regularly visited to advise on any current requirements. WCHG continue to liaise with the fire service on a regular basis whilst the ongoing remedial works take place, regarding the exterior cladding systems. See Section 9.27.
14.11	Staff are on site 24 hours a day to ensure Fire Service access.

<b>15.0 Fire Safety Management</b>		
15.1	Are there an adequate number of appointed competent persons and arrangements (under Article 18 of the RRFSO) in place to assist the responsible person in the management and implementation of the preventative and protective measures? (safety assistance)	Yes
15.2	Has an Accountable Person been appointed? Where there is more than one accountable person, are there procedures in place ensuring that all accountable persons co-operate with each other?	Yes
15.3	Have all staff been trained in how to call the Fire Service, use of fire extinguishers, evacuation procedures and basic fire awareness?	Yes
15.4	Do all new employees receive basic fire procedure and induction training on the date of appointment?	Yes
15.5	Are records of fire safety training kept?	Yes
15.6	Are systems and procedures in place to control any new work, alterations or repairs to the premises, so that no fire hazards are introduced?	Yes
15.7	Is a "permit" to work procedure in place for contractors etc.?	Yes
15.8	Where an alterations notice is in force has the enforcing authority been informed prior to any significant changes being made?	N/A
<b>Fire Marshals &amp; Fire Plans</b>		
15.9	Are fire marshals required to take charge of a fire incident and liaise with the Fire Service where required?	Yes
15.10	Is there a list of fire marshals displayed in all locations where required?	N/A
15.11	Are systems in place to provide identification for fire marshals during an emergency where required?	Yes
15.12	Has a suitable fire assembly point been designated? (i.e. free from traffic hazards, radiated heat and free movement away from the premises)	Yes
15.13	Do the premises require a written fire emergency plan detailing the roles and responsibilities in order to safely evacuate?	Yes
15.14	Where required, is the fire emergency plan displayed on the premises?	Yes
15.15	Are there procedures for calling out key staff during fire related emergencies outside of normal working hours?	Yes

<b>15.0 Fire Safety Management: Finding(s)</b>	
Ref	SIGNIFICANT FINDINGS
	None.
Ref	RECOMMENDATIONS
	None.
Ref	COMMENTARY
15.1	WCHG employ competent and approved persons to carry out works, maintenance and servicing of their preventative and protective fire safety measures.
15.2	WCHG have in place a Senior Manager for the building, who is assisted by members of the facilities management and building safety team. The Hub Kitchen is operated by on contract by a private company who carry out an independent fire risk assessment of the area within their control. It was confirmed the findings of the independent fire risk assessment are shared with WCHG building management. The findings of this FRA are also be shared with the catering company where applicable.
15.3-15.5	All staff including care staff have received fire procedure verbal training with a record maintained. Records of verbal fire training were observed. All staff and residents have been informed of the evacuation procedures, the reasons for and the health and safety requirements surrounding any remediation works for the investigation of the cladding systems or the installation of the sprinkler systems. This current situation and liaising with the occupants continues and is still in place.
15.6-15.7	All approved contractors are provided as part of the service level agreement and are expected to have been vetted to satisfy these requirements. Any work carried out by contractors that affects the fire compartmentation for the installation of cables and pipework is carried out by approved contractors who are instructed to provided before and after photos along with the methods and materials used to fire stop any holes on completion.
15.10-15.11	A list of fire marshals is not displayed as it was considered that this would not serve any purpose. The fire marshals are controlled by and known to all the WCHG management. Training is provided along with suitable means of identification.
15.12	The fire assembly points have been designated as the rear Car Park area for Oak and Hawthorn and the front garden area for Redwood and Cedar. However during inclement weather, it is the opinion of our assessor that residents could assemble in the central Hub lounge/dining area (with alternative exits to the outside) and await further instructions during a full fire evacuation.
15.14	The fire safety and evacuation plan is located in a wallet for any persons to access within the main staff office by the Hub.
15.15	The premises are staffed 24 hours per day.

<b>16.0 Fire Evacuation Plan</b>		
<b>16.1</b>	Is there a current, suitable fire evacuation procedure for all residents (and occupants) to follow in the event of a fire, and has this been communicated to all residents?	Yes
<b>16.2</b>	If the premises operates a "stay put" policy, is this suitable?	N/A
<b>16.3</b>	In multi-occupied buildings do all the fire evacuation procedures complement each other?	N/A

<b>16.0 Fire Evacuation Plan: Finding(s)</b>			
Ref	SIGNIFICANT FINDINGS		
	None.		
Ref	RECOMMENDATIONS		
	None.		
Ref	COMMENTARY		
16.1	<p>For simultaneous fire evacuation purposes, the following areas are to be considered as full evacuation zones on manual call point (MCP) activation or 2nd Knock, (two automatic detectors.)</p> <table style="width: 100%; border: none;"> <tr> <td style="width: 50%; vertical-align: top;"> <p>Area of activation of MCP or double knock</p> <p>Hub including salon, kitchen, offices and rooms overlooking the hub at 1st floor</p> <p>Apartment in Block A</p> <p>Common area in Block A including staff only areas</p> <p>Apartment in Block B</p> <p>Common area in Block B including staff only areas</p> <p>Apartment in Block C</p> <p>Apartment in Block D</p> <p>Common area in Block C or D including staff only areas</p> </td> <td style="width: 50%; vertical-align: top;"> <p>Area of simultaneous full evacuation</p> <p>Hub + Blocks A + B</p> <p>Hub + Block A</p> <p>Hub + Block A</p> <p>Hub + Block B</p> <p>Hub + Block B</p> <p>Block C + D</p> <p>Block C + D</p> <p>Block C + D</p> </td> </tr> </table>	<p>Area of activation of MCP or double knock</p> <p>Hub including salon, kitchen, offices and rooms overlooking the hub at 1st floor</p> <p>Apartment in Block A</p> <p>Common area in Block A including staff only areas</p> <p>Apartment in Block B</p> <p>Common area in Block B including staff only areas</p> <p>Apartment in Block C</p> <p>Apartment in Block D</p> <p>Common area in Block C or D including staff only areas</p>	<p>Area of simultaneous full evacuation</p> <p>Hub + Blocks A + B</p> <p>Hub + Block A</p> <p>Hub + Block A</p> <p>Hub + Block B</p> <p>Hub + Block B</p> <p>Block C + D</p> <p>Block C + D</p> <p>Block C + D</p>
<p>Area of activation of MCP or double knock</p> <p>Hub including salon, kitchen, offices and rooms overlooking the hub at 1st floor</p> <p>Apartment in Block A</p> <p>Common area in Block A including staff only areas</p> <p>Apartment in Block B</p> <p>Common area in Block B including staff only areas</p> <p>Apartment in Block C</p> <p>Apartment in Block D</p> <p>Common area in Block C or D including staff only areas</p>	<p>Area of simultaneous full evacuation</p> <p>Hub + Blocks A + B</p> <p>Hub + Block A</p> <p>Hub + Block A</p> <p>Hub + Block B</p> <p>Hub + Block B</p> <p>Block C + D</p> <p>Block C + D</p> <p>Block C + D</p>		
16.2	The stay put strategy has previously been revoked and a simultaneous evacuation strategy implemented, as an interim measure. This continues at present whilst remediation works take place. It is expected the fire strategy is to be reviewed with the intention to return to a stay put strategy on confirmation that all the compartmentation and external wall remediation work is complete.		



## Fire Emergency Plan FLATS

### FULL EVACUATION

#### GENERAL ADVICE TO RESIDENTS

The evacuation plan for this building requires all residents to proceed to the assembly point when the communal fire detection and alarm system sounds. (IF FITTED) or a fire is discovered in the building.

The important thing to remember is that if the fire starts in your home, it is up to you to make sure that you can get out of it.

#### AT ALL TIMES

- Make sure that the smoke alarms in your flat are tested.
- Do not store anything in your hall or corridor, especially anything that will burn easily.
- Use the fixed heating system fitted in your home. If this is not possible, only use a convector heater in your hall or corridor. Do not use any form of radiant heater there, especially one with either a flame (gas or paraffin) or a radiant element (electric bar fire).

#### IF A FIRE BREAKS OUT IN YOUR FLAT

If you are in the room where the fire is, leave straightaway, together with anybody else, then close the door.

- Do not stay behind to try to put the fire out, unless you have received suitable training.
- Tell everybody else in your flat about the fire and get everybody to leave.
- Close the front door and leave the building.
- Raise the alarm by using a 'break glass' call point. (IF FITTED)
- Alert your neighbours IF SAFE TO DO SO
- CALL THE FIRE SERVICE.

#### IF YOU SEE OR HEAR OF A FIRE IN ANOTHER PART OF THE BUILDING

- You must also leave IMMEDIATELY if smoke or heat affects your home, or if you are told to do so by the fire service.
- If you are in any doubt, get out.

#### CALLING THE FIRE SERVICE.

The Fire Service should always be called to a fire, even if it only seems to be a small fire. This should be done straight away.

The way to call the fire service is by telephone as follows.

- 1) Dial 999.
- 2) When the operator answers give the telephone number you are ringing from and ask for the FIRE service.

When you are put through to the fire service, tell them clearly where the fire is:

**Village 135, 3 Hollyhedge Court Road, Wythenshawe, Manchester, M22 4GW**

Do not hang up until the fire service have repeated the address to you and you are sure they have got it right. The fire service cannot help if they do not have the address

**THE ABOVE PROCEDURE SHOULD BE COMMUNICATED TO EACH RESIDENT.**

## 17.0 Risk Analysis, Priority Ratings and Fire Risk Ratings

Each action required has been given a **priority rating of between 1 and 3** based upon the following:

**Note: The time scales given below are for the responsible person(s) to take action on the findings NOT the time scale to complete the resulting works from the findings.**

Priority 1 (P1)	A serious breach of the Fire Safety Order which if not actioned would significantly increase the risk of fire or injury. Failure to reduce the risk could result in substantial injury to relevant persons. Actions or omissions of this nature would normally constitute an offence liable to enforcement or prosecution actions by the Fire Authority. The time scales given are normally short – <b>from immediate up to one month.</b>
Examples include:	Blocked or locked fire exits, serious breaches of life safety fire resistance, ineffective fire doors, insufficient or complete failure of fire alarm, emergency lighting or smoke venting systems.
Priority 2 (P2)	A lesser breach of the Fire Safety Order or property risk, which if not resolved may present a risk of fire or injury. Failure to reduce the risk could result in a moderate injury to relevant persons. Compliance may still be required to satisfy enforcing authorities but longer time scales are given, such as <b>2 to 4 months.</b>
Examples include:	Breaches in compartmentation. Firefighting equipment missing or defective, minor defects to the fire alarm or emergency lighting systems.
Priority 3 (P3)	Poor practices or features that whilst not presenting a serious risk would detract from the overall impact on the fire safety provisions within the premises. Also includes provision or practices and features that are preferable over and above the minimum standards required under the Fire Safety Order. Time scales are <b>variable</b> and could be <b>up to 12 months.</b> The acts or omissions would normally be tolerable but actions should still be implemented to maintain the risk level at a tolerable level.
Examples include:	Missing or incomplete fire signage, incomplete maintenance logs.

The fire risk assessment process involves an assessment of the likelihood of an event (generally outbreak of fire) combined with an assessment of the severity should the event be realised, the severity being classified as negligible, tolerable, moderate, substantial or intolerable. Each significant finding identified has been given an appropriate risk rating, which is then prioritised accordingly on the action plan.

Once all the significant findings have been identified the premises are given an overall **Life** and **Property** risk rating based on the expert opinion, experience and training of the fire safety consultant conducting the assessment.

Definitions:	
<b>Hazard:</b>	An article, substance, machine, installation or situation with potential to cause harm, loss or both. A fire hazard is a hazard that has the potential to cause a fire or promote fire development and/or spread.
<b>Risk:</b>	A measure of the probability that the potential for harm or loss posed by the hazard will materialise, combined with the potential extent and severity of the harm and/or damage that may result.
<b>Harm:</b>	Physical injury, death, ill health, property and equipment damage and any form of associated loss, which could cause harm.
<p>To determine the risk rating two main areas are considered, the likelihood of an outbreak of fire and the potential for that outbreak to cause harm to persons, property and business continuity.</p> <p>The likelihood of fire outbreak is given a rating of highly unlikely, unlikely and likely, this is then multiplied by the harm potential rating of slight, moderate and serious harm.</p> <p>The level of fire risk is then quantified as <b>negligible, tolerable, moderate, substantial or intolerable</b>. The subjective risk rating is calculated and the risk level determined within the following parameters:</p>	
<b>Negligible Risk</b>	Where the combination of severity of harm and likelihood is very low and there is minimal risk to people's lives. The risk of a fire occurring is rare and the potential for fire spread is negligible, also where the overall fire safety management is of a high standard. No further action is normally required unless circumstances change. A reassessment should take place on the review date.
<b>Tolerable Risk</b>	Where the present systems, facilities or management procedures are reasonably satisfactory at the time of the assessment. Escape should be carried out unaided with effective fire safety management procedures in place. Possible minor actions may be required, with a reassessment being conducted at the review stage.
<b>Moderate Risk</b>	The present systems, facilities or management is unsatisfactory in some areas. Where a fire could occur and the available time needed to evacuate may be reduced by the speed of the development of fire, also where the reaction time of occupants may be slower because of the type of persons present e.g. sleeping, elderly or infirm or where there are large numbers of persons or complex escape routes. Remedial actions will be required with some control measures being implemented. A reassessment should be made once the control measures have been put in place.
<b>Substantial Risk</b>	Where the combination of severity and probability is high and urgent action must be taken to reduce the risk. Where a fire is likely or highly likely to occur and the spread of fire development would be such that the available escape time would be substantially reduced. Premises identified with substantial risk areas will normally require the provision of considerable resources in the form of equipment, training, information and management to mitigate the risks.
<b>Intolerable Risk</b>	Where the combination of severity and probability is such that extreme harm or death will occur and there is a real threat of an outbreak of fire. Action must be taken to immediately reduce the risk, ideally to a tolerable level. If this cannot be achieved, then consideration must be given to prohibiting or limiting the use of all or part of the premises until such risks can be reduced. Reassessment is required following implementation of the immediate or interim control measures.

The Probability of Fire depends on the number and nature of ignition sources, the extent of and any fire prevention measures and the nature and actions of the occupants. The Probability and Extent of Harm should a fire occur depends on the quality of the means of escape, number of storeys, complexity of the premises and mobility of the occupants.

Based upon the significant findings identified above, application of current fire safety codes and practice, experience and knowledge the following risk areas have been quantified.

### FIRE RISK RATING MATRIX

LIKELIHOOD OF FIRE OUTBREAK	LIKELY CONSEQUENCES OF FIRE			
	Subjective Fire Risk Rating	Slight Harm	Moderate Harm	Serious Harm
	Highly Unlikely	Negligible Risk	Tolerable Risk	Moderate Risk
	Unlikely	Tolerable Risk	Moderate Risk	Substantial Risk
	Likely	Moderate Risk	Substantial Risk	Intolerable Risk

## 18.0 Summary of Findings

Ref	Hazard or Defect	Action Required	Hazard Priority	Risk Rating	Action By	Review Date	Contractor Completed
7.8	Fire drills are not being carried out by staff.	WCHG and Premier Care should ensure that suitable fire drills are carried out for all staff at least once per year.	P1 - previously identified	Moderate	Tom Jones		
8.2	On the ground floor corridor of Block D which adjoins the stair, there is no means of ventilation.	A means of ventilating the corridor by either natural or mechanical means should be provided in the corridor adjoining the stair - see full significant finding.	P3 - previously identified	Moderate	Rob McDougall		
8.7	A pile of books has been left on a table in the entrance to blocks C and D.	Arrange for the books and any other unauthorised items that have been placed in the lobby by residents to be removed.	P2	Moderate			
9.5	The metal fixing for the drop down seal on the base of the cross corridor door indicated on the plan is loose and prevents the door from closing fully.	Arrange for a competent person to secure the metal fixing and ensure the door closes fully.	P1	Moderate			
9.6	The 1st floor staircase door in Hawthorn has a damaged and part missing smoke seal.	Arrange for a competent person to replace the smoke seal and ensure the fire door closes fully.	P1	Moderate			
9.6	The cross corridor fire doors indicated on the plan have an excessive gap.	Arrange for a competent person to adjust the seals/door to ensure a suitable smoke seal is maintained.	P1	Moderate			
9.6	The cross corridor fire doors indicated on the plan have an excessive gap that may allow smoke to spread along the corridor.	Arrange for a competent person to adjust the seals/door to ensure a suitable smoke seal is maintained.	P1	Moderate			
9.6	The cross corridor fire doors indicated on the plan have an excessive gap that may allow smoke to spread along the corridor.	Arrange for a competent person to adjust the seals/door to ensure a suitable smoke seal is maintained.	P1	Moderate			
9.9-9.10, 9.27	The replacement of the materials identified as combustible is nearing completion with a small number of glazing spandrel panels still to be replaced in the coming weeks.	WCHG ought to ensure that the recommended works are fully implemented and completed.	P2 - previously identified	Moderate	Rob McDougall		
9.11	On earlier fire risk assessments fire dampers were confirmed to be fitted in ductwork that traverses fire resisting construction and fire compartments. However, it was not confirmed if there are any fire damper inspections carried out.	HVAC system components and layout should be documented in the Building Information CDs issued on completion of the building. Any such fire dampers should be subject to regular inspection and maintenance IAW current guidance.	P2	Tolerable			
12.8	Sprinkler stop valves are not locked in the open position. See commentary 12.8.	The Responsible Person should contact the sprinkler contractor (Argus) to arrange for the stop valves to be locked in the open position.	P1	Moderate			

12.15	Ground level site plans were observed in the Secure Information Boxes (SIBs), these plans do not meet the recommended standard.	It is recommended that clear building plans detailing key building information, location of firefighting facilities and equipment is provided in each of the SIBs. See commentary 12.6.	P2 - previously identified	Moderate			
-------	---	---	----------------------------	----------	--	--	--

## 19.0 Recommendations

Ref	Observation	Recommended Action	Risk Rating	Contractor Completed
9.5	Deficiencies to a number of fire doors throughout the buildings were identified and confirmed to be reported for remedial action	It is recommended that a competent person carries out remedial works to the fire doors identified to have deficiencies, as detailed in the full significant finding.	Moderate	
9.5	The block D refuse room internal lobby door is catching on the frame and slamming shut which is likely to lead to the doorframe and adjacent stud wall from becoming damaged.	Arrange for a person competent in adjusting fire doors to ease the door and where necessary fire and smoke seals from catching on the frame and to correctly adjust the overhead self closing device to prevent it from slamming shut whilst closing fully against the rebate.	Moderate	
9.5	The stair door indicated on the plan is catching at the top. the door is still closing but is likely to deteriorate over time and may not close fully.	Arrange for a competent person to adjust the door/hinges to ensure it closes fully without catching on the doorframe.	Tolerable	
10.9	The manual call point by the ground floor corridor fire exit in Block A was partially obstructed at the time of the assessment.	Confirm the curtains at the end of this corridor do not obstruct the manual call point, which should be clearly visible.	Moderate	
12.5	The portable fire extinguisher label located in the scooter store in Block D has not been signed on the last annual inspection.	Confirm with the maintenance company that the extinguisher was checked during the annual service inspection.	Moderate	
13.15-13.16	Although it may not strictly conform to the standards outlined in Approved Document B for wayfinding signage, signage was observed at each floor level which clearly detailed at each level which apartments were on said level and the direction to them.	It may be prudent to consult with the Fire and Rescue Service as to the adequacy of the current signage as being applicable for wayfinding for firefighters. Retrospective installation of wayfinding signage is not mandatory for residential building less than 18m to the top floor level.	Tolerable	

The recommendations above are issues which have been observed by the Total Fire Group Ltd Consultant and which in their opinion do not constitute a breach of the Regulatory Reform (Fire Safety) Order 2005 which deals with life safety in relation to all relevant persons. The recommendations are designed to assist the responsible person in identifying areas where the required life safety systems are showing signs of deterioration, fair wear and tear etc. so that the business can budget for future replacements, repairs etc. In addition, there may be areas where the consultant believes the business is vulnerable from fire in terms of property protection or business continuity and therefore has included recommendations for the client to consider or investigate further.

**IT IS FOR THE RESPONSIBLE PERSON TO DETERMINE WHETHER THE USE OF THE PREMISES, THE NATURE OF THE OCCUPANTS, THE PROPERTY PROTECTION, DAY TO DAY OPERATIONS AND THE FIRE SAFETY MANAGEMENT WOULD BE ENHANCED BY THE IMPLEMENTATION OF ANY RECOMMENDATIONS. THEY DO NOT CONSTITUTE A SIGNIFICANT FINDING.**

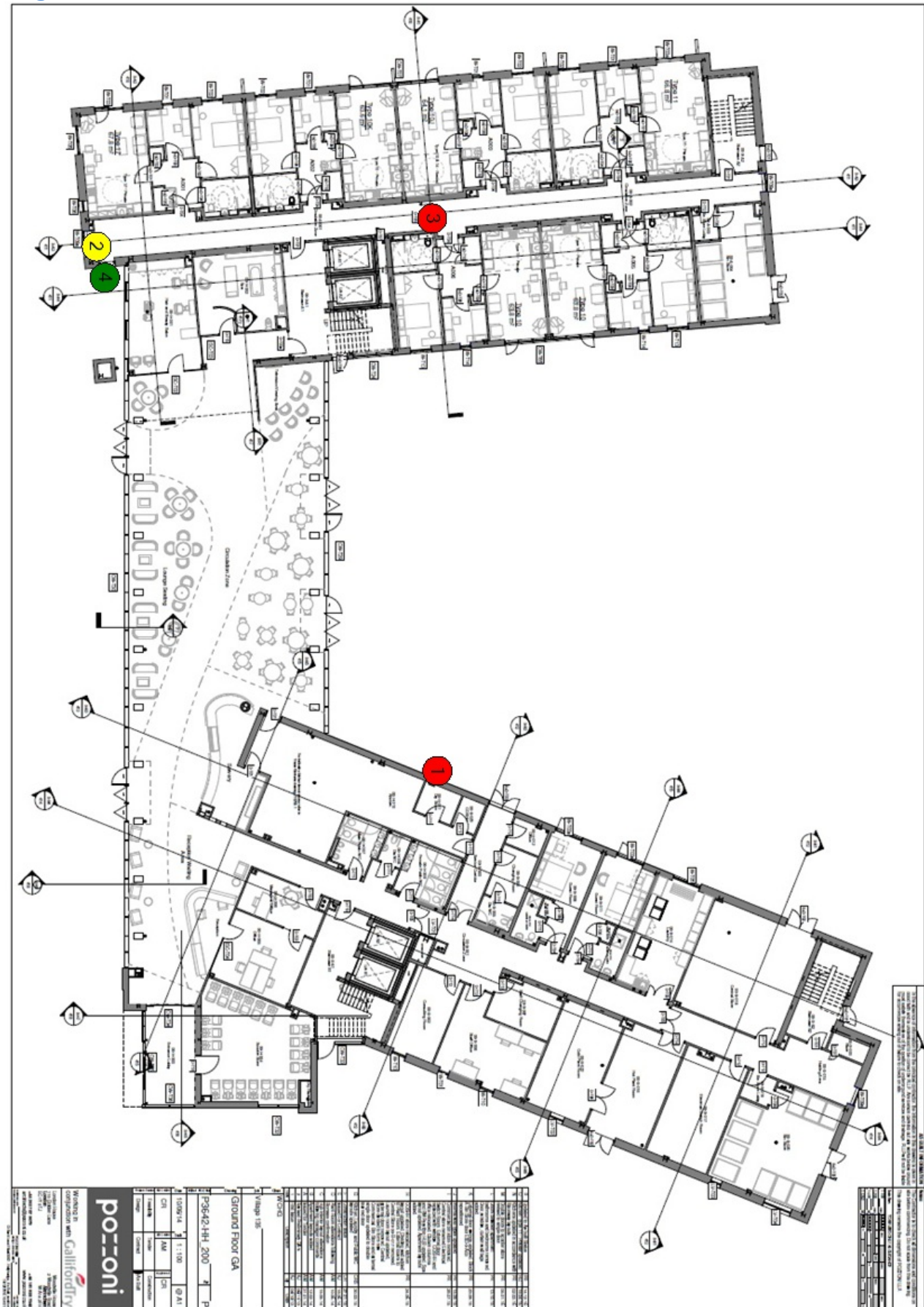
## 20.0 Commentaries

Ref	Observation	Recommended Action	Risk Rating	Contractor Completed
9.1, 9.8	Galliford Try (GT) and Tenos have been working closely for an extended period of time in order to carry out a type 4 compartmentation and fire stopping survey throughout the premises.	Continue to monitor the progress of the type 4 compartmentation and fire stopping works, ensuring all related evidence is uploaded to the 'Fieldview' online system as communicated.	Tolerable	



# Appendix

## HH ground



### **1 The Confinement of Fire - 9.9-9.10, 9.27**



### **2 Automatic Fire Detection - 10.9**

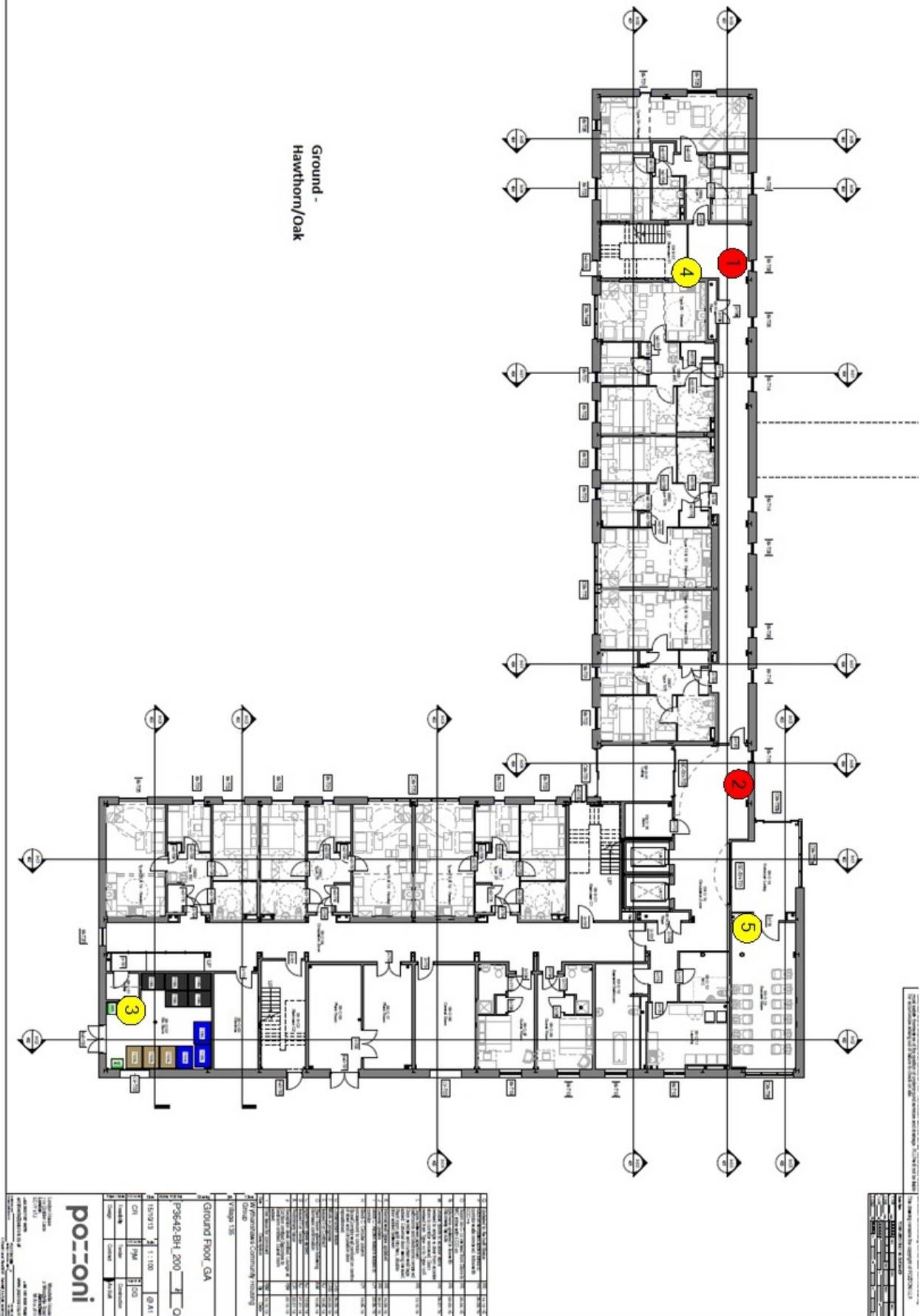


### **3 The Confinement of Fire - 9.6**

No Image

### **4 Means of Escape - 8.17**

No Image

**BH Ground**


**1 Means of Escape - 8.2**

No Image

**2 Means of Escape - 8.7**

No Image

**3 The Confinement of Fire - 9.5**

No Image

**4 The Confinement of Fire - 9.5**

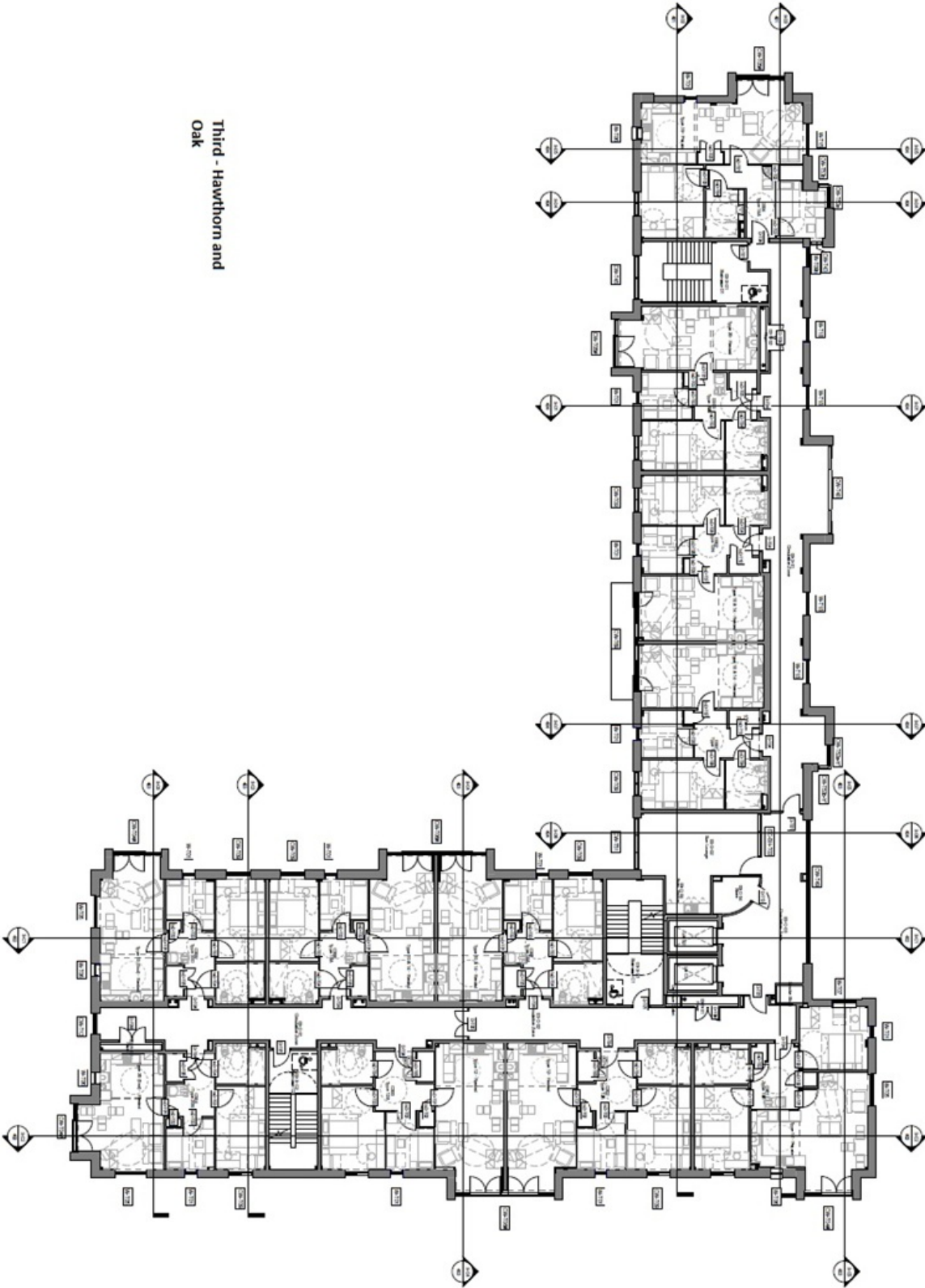
No Image

**5 Fire Fighting Equipment, Facilities, Systems & Fixed Installations - 12.5**

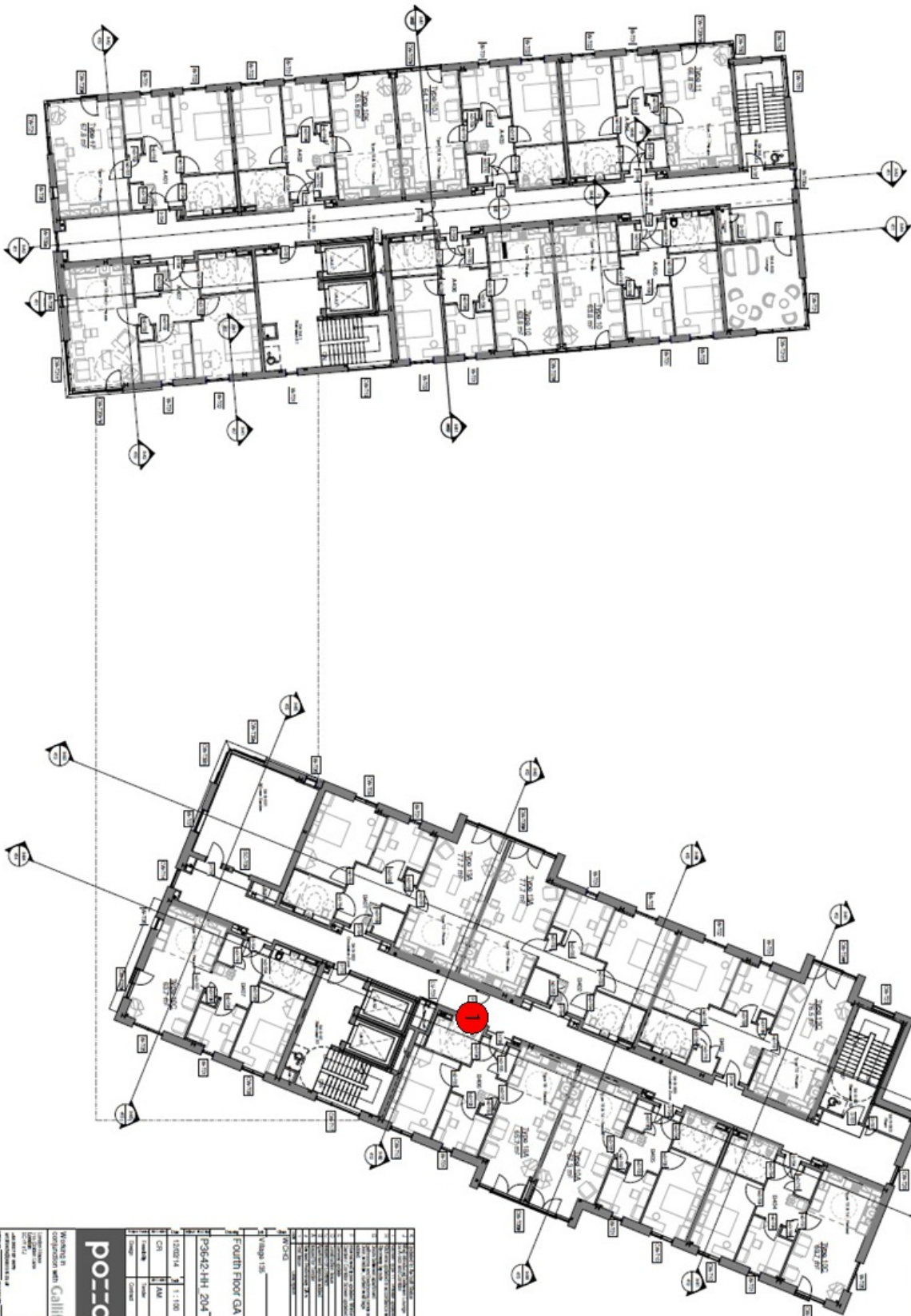
No Image

BH 3rd


Third - Hawthorn and Oak



<p><b>poszoni</b></p> <p>1000 W. Peachtree Street, Suite 200 Atlanta, GA 30309 404.525.1100 www.poszoni.com</p>	
<p>PROJECT: P9642 BH_203</p> <p>DATE: 1/1/20</p> <p>SCALE: @ A1</p> <p>DESIGNER: CM</p> <p>CHECKER: PM</p> <p>DATE: 1/1/20</p>	<p>THIRD FLOOR, GA</p> <p>Village 15</p> <p>W. Peachtree Street Community Housing</p> <p>Group</p>
<p>NO. 1</p> <p>NO. 2</p> <p>NO. 3</p> <p>NO. 4</p> <p>NO. 5</p> <p>NO. 6</p> <p>NO. 7</p> <p>NO. 8</p> <p>NO. 9</p> <p>NO. 10</p> <p>NO. 11</p> <p>NO. 12</p> <p>NO. 13</p> <p>NO. 14</p> <p>NO. 15</p> <p>NO. 16</p> <p>NO. 17</p> <p>NO. 18</p> <p>NO. 19</p> <p>NO. 20</p> <p>NO. 21</p> <p>NO. 22</p> <p>NO. 23</p> <p>NO. 24</p> <p>NO. 25</p> <p>NO. 26</p> <p>NO. 27</p> <p>NO. 28</p> <p>NO. 29</p> <p>NO. 30</p> <p>NO. 31</p> <p>NO. 32</p> <p>NO. 33</p> <p>NO. 34</p> <p>NO. 35</p> <p>NO. 36</p> <p>NO. 37</p> <p>NO. 38</p> <p>NO. 39</p> <p>NO. 40</p> <p>NO. 41</p> <p>NO. 42</p> <p>NO. 43</p> <p>NO. 44</p> <p>NO. 45</p> <p>NO. 46</p> <p>NO. 47</p> <p>NO. 48</p> <p>NO. 49</p> <p>NO. 50</p> <p>NO. 51</p> <p>NO. 52</p> <p>NO. 53</p> <p>NO. 54</p> <p>NO. 55</p> <p>NO. 56</p> <p>NO. 57</p> <p>NO. 58</p> <p>NO. 59</p> <p>NO. 60</p> <p>NO. 61</p> <p>NO. 62</p> <p>NO. 63</p> <p>NO. 64</p> <p>NO. 65</p> <p>NO. 66</p> <p>NO. 67</p> <p>NO. 68</p> <p>NO. 69</p> <p>NO. 70</p> <p>NO. 71</p> <p>NO. 72</p> <p>NO. 73</p> <p>NO. 74</p> <p>NO. 75</p> <p>NO. 76</p> <p>NO. 77</p> <p>NO. 78</p> <p>NO. 79</p> <p>NO. 80</p> <p>NO. 81</p> <p>NO. 82</p> <p>NO. 83</p> <p>NO. 84</p> <p>NO. 85</p> <p>NO. 86</p> <p>NO. 87</p> <p>NO. 88</p> <p>NO. 89</p> <p>NO. 90</p> <p>NO. 91</p> <p>NO. 92</p> <p>NO. 93</p> <p>NO. 94</p> <p>NO. 95</p> <p>NO. 96</p> <p>NO. 97</p> <p>NO. 98</p> <p>NO. 99</p> <p>NO. 100</p>	<p>NO. 1</p> <p>NO. 2</p> <p>NO. 3</p> <p>NO. 4</p> <p>NO. 5</p> <p>NO. 6</p> <p>NO. 7</p> <p>NO. 8</p> <p>NO. 9</p> <p>NO. 10</p> <p>NO. 11</p> <p>NO. 12</p> <p>NO. 13</p> <p>NO. 14</p> <p>NO. 15</p> <p>NO. 16</p> <p>NO. 17</p> <p>NO. 18</p> <p>NO. 19</p> <p>NO. 20</p> <p>NO. 21</p> <p>NO. 22</p> <p>NO. 23</p> <p>NO. 24</p> <p>NO. 25</p> <p>NO. 26</p> <p>NO. 27</p> <p>NO. 28</p> <p>NO. 29</p> <p>NO. 30</p> <p>NO. 31</p> <p>NO. 32</p> <p>NO. 33</p> <p>NO. 34</p> <p>NO. 35</p> <p>NO. 36</p> <p>NO. 37</p> <p>NO. 38</p> <p>NO. 39</p> <p>NO. 40</p> <p>NO. 41</p> <p>NO. 42</p> <p>NO. 43</p> <p>NO. 44</p> <p>NO. 45</p> <p>NO. 46</p> <p>NO. 47</p> <p>NO. 48</p> <p>NO. 49</p> <p>NO. 50</p> <p>NO. 51</p> <p>NO. 52</p> <p>NO. 53</p> <p>NO. 54</p> <p>NO. 55</p> <p>NO. 56</p> <p>NO. 57</p> <p>NO. 58</p> <p>NO. 59</p> <p>NO. 60</p> <p>NO. 61</p> <p>NO. 62</p> <p>NO. 63</p> <p>NO. 64</p> <p>NO. 65</p> <p>NO. 66</p> <p>NO. 67</p> <p>NO. 68</p> <p>NO. 69</p> <p>NO. 70</p> <p>NO. 71</p> <p>NO. 72</p> <p>NO. 73</p> <p>NO. 74</p> <p>NO. 75</p> <p>NO. 76</p> <p>NO. 77</p> <p>NO. 78</p> <p>NO. 79</p> <p>NO. 80</p> <p>NO. 81</p> <p>NO. 82</p> <p>NO. 83</p> <p>NO. 84</p> <p>NO. 85</p> <p>NO. 86</p> <p>NO. 87</p> <p>NO. 88</p> <p>NO. 89</p> <p>NO. 90</p> <p>NO. 91</p> <p>NO. 92</p> <p>NO. 93</p> <p>NO. 94</p> <p>NO. 95</p> <p>NO. 96</p> <p>NO. 97</p> <p>NO. 98</p> <p>NO. 99</p> <p>NO. 100</p>

**HH 4th**


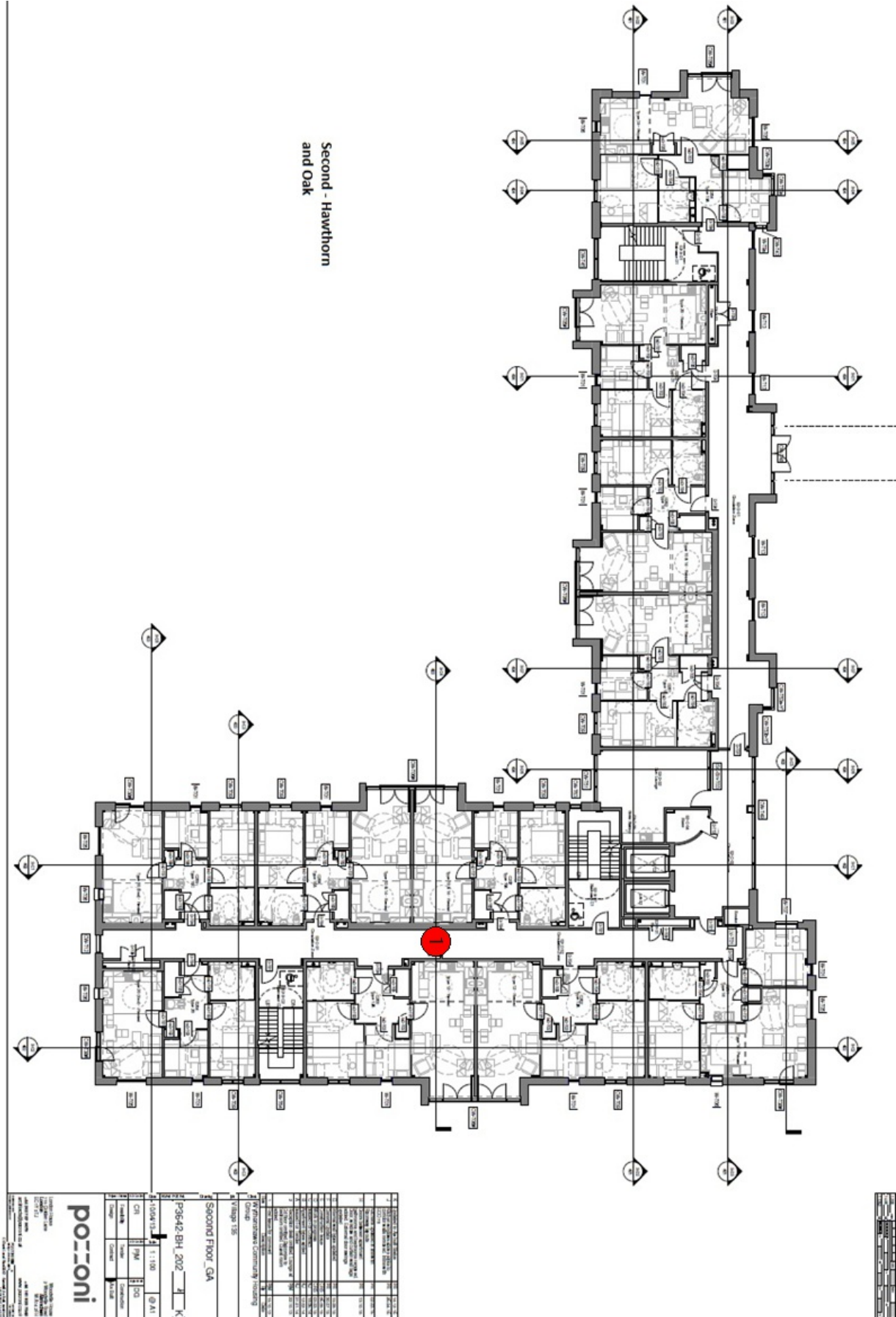
THIS DRAWING IS THE PROPERTY OF TOTAL FIRE GROUP. IT IS TO BE USED ONLY FOR THE PROJECT AND SITE SPECIFICALLY IDENTIFIED HEREIN. ANY REUSE OR MODIFICATION OF THIS DRAWING WITHOUT THE WRITTEN PERMISSION OF TOTAL FIRE GROUP IS STRICTLY PROHIBITED. THE USER ASSUMES ALL LIABILITY FOR ANY DAMAGE OR INJURY RESULTING FROM THE USE OF THIS DRAWING.

	
WINNERS IN COMPETITION WITH <b>Callfordry</b>	
PROJECT: P3642-HH_204_K DATE: 11/1/2014 SCALE: @ 1/4" = 1'-0"	
FLOOR: Fourth Floor GA SHEET: 4 of 4	
DRAWN BY: [Name] CHECKED BY: [Name] APPROVED BY: [Name]	

# 1 The Confinement of Fire - 9.6

No Image

BH 2nd



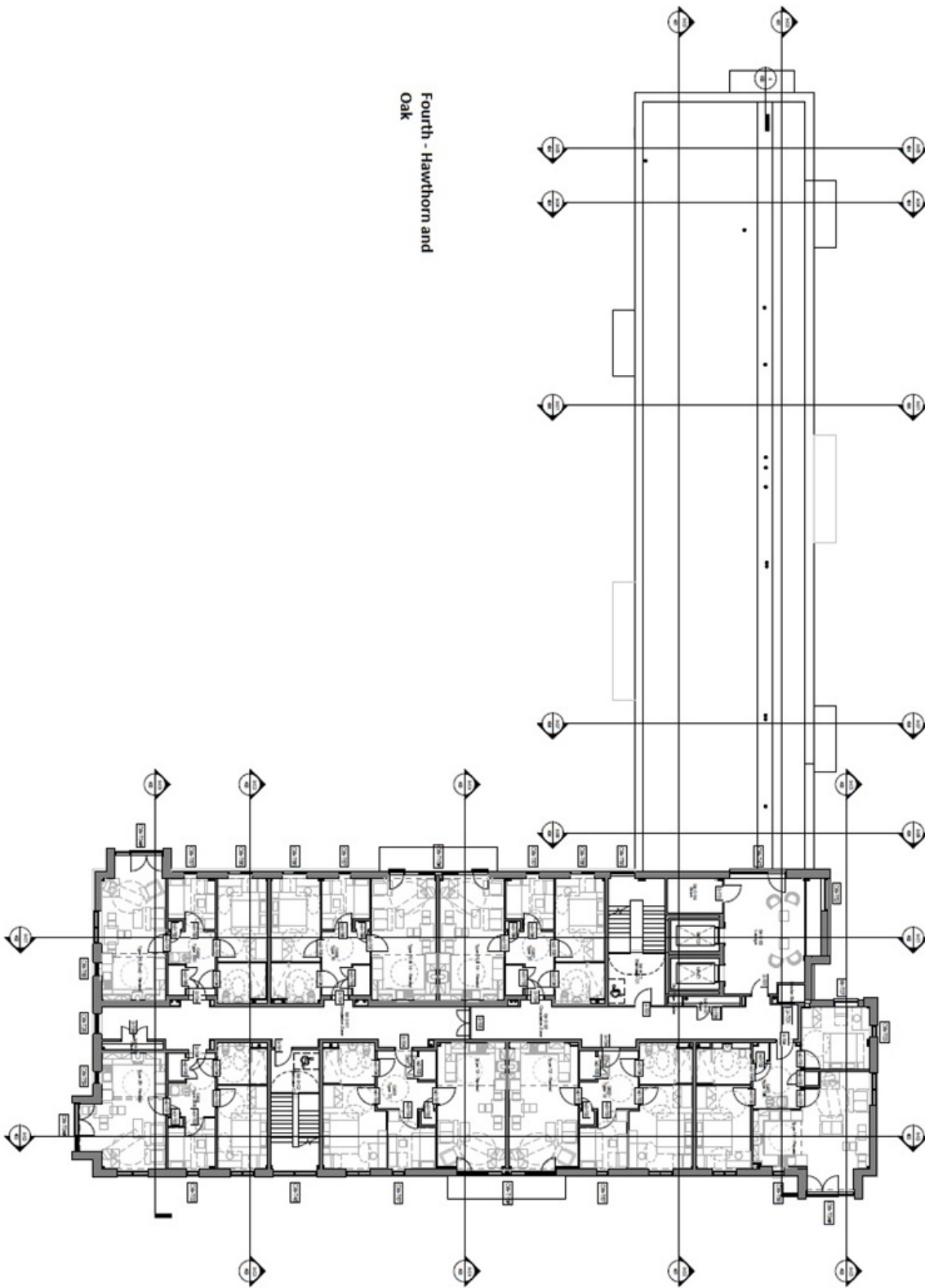
## 1 The Confinement of Fire - 9.5





BH 4th

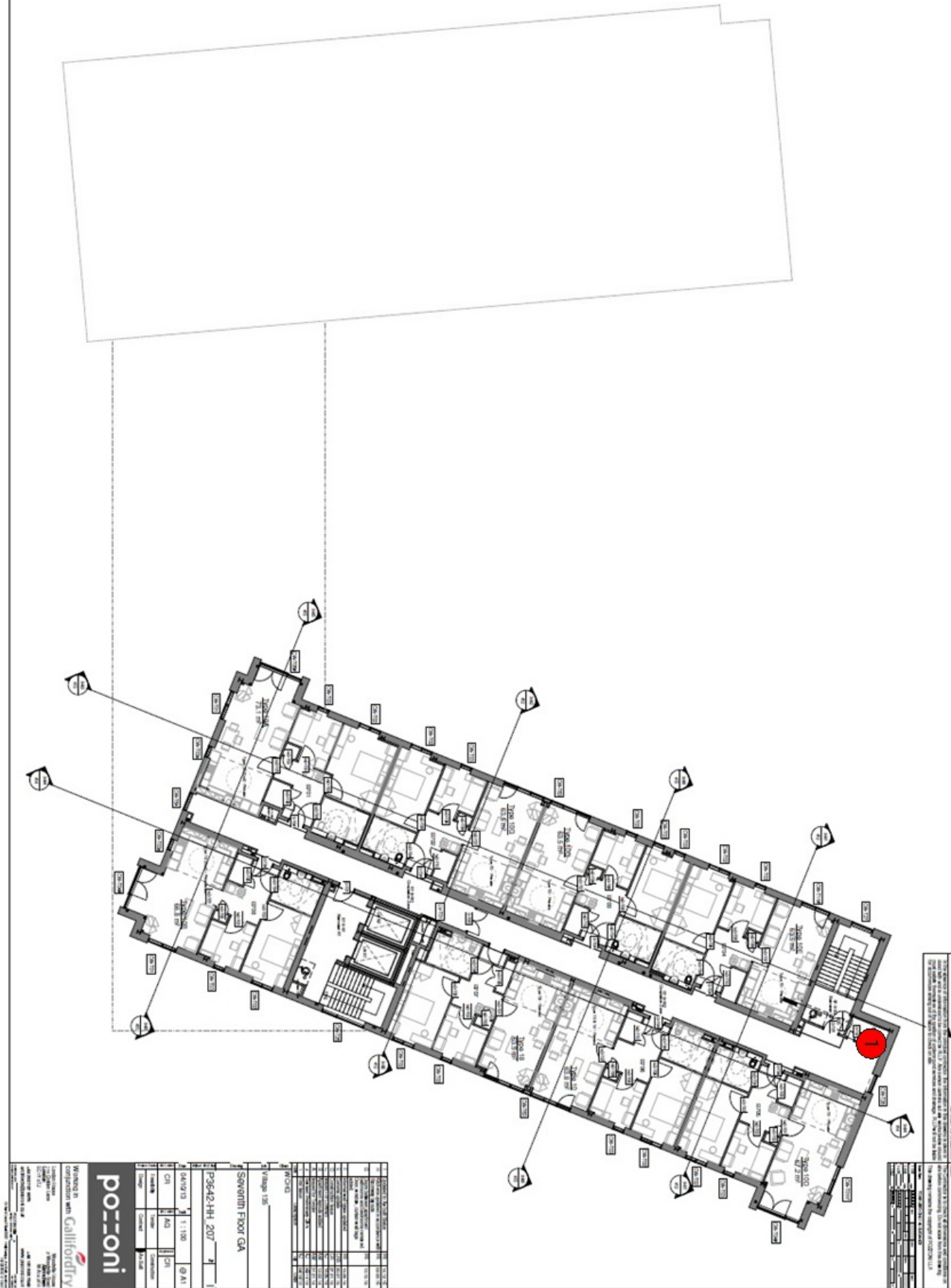
Fourth - Hawthorn and Oak



<p><b>por-soni</b></p> <p>Architectural Services          127711          400 West 10th Street          Denver, CO 80202          Phone: 303.733.1111          Fax: 303.733.1112          Email: info@por-soni.com</p>	
<p><b>Fourth Floor_GA</b></p>	
<p>Project: P36-42-BH_204</p>	
<p>Client: The University of Colorado</p>	
<p>Architect: Por-soni</p>	
<p>Scale: 1/8" = 1'-0"</p>	
<p>Date: 10/15/13</p>	
<p>Drawn by: J. J.</p>	
<p>Checked by: J. J.</p>	
<p>Project Manager: J. J.</p>	
<p>Project Engineer: J. J.</p>	
<p>Project Architect: J. J.</p>	
<p>Project Designer: J. J.</p>	
<p>Project Drafter: J. J.</p>	
<p>Project Checker: J. J.</p>	
<p>Project Approver: J. J.</p>	
<p>Project Date: 10/15/13</p>	
<p>Project Location: Denver, CO</p>	
<p>Project Description: Fourth Floor_GA</p>	
<p>Project Status: In Progress</p>	
<p>Project Budget: \$1,000,000</p>	
<p>Project Phase: Design</p>	
<p>Project Team: Por-soni</p>	
<p>Project Contact: J. J.</p>	
<p>Project Email: j.j@por-soni.com</p>	
<p>Project Phone: 303.733.1111</p>	
<p>Project Fax: 303.733.1112</p>	
<p>Project Website: www.por-soni.com</p>	

NO.	DESCRIPTION	DATE
1	ISSUED FOR PERMITTING	10/15/13
2	ISSUED FOR CONSTRUCTION	10/15/13
3	ISSUED FOR OCCUPANCY	10/15/13
4	ISSUED FOR ARCHIVE	10/15/13

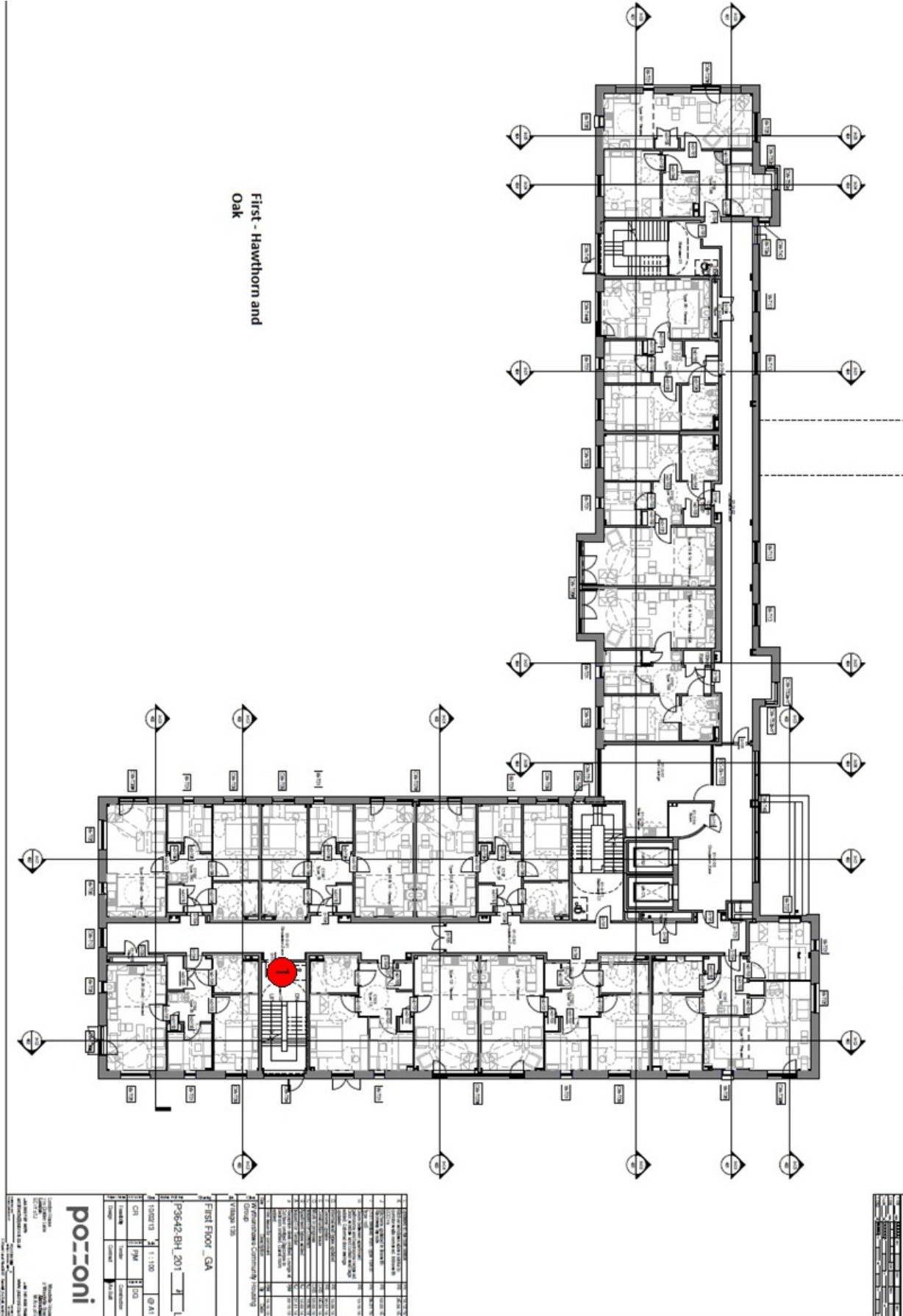
HH 7th



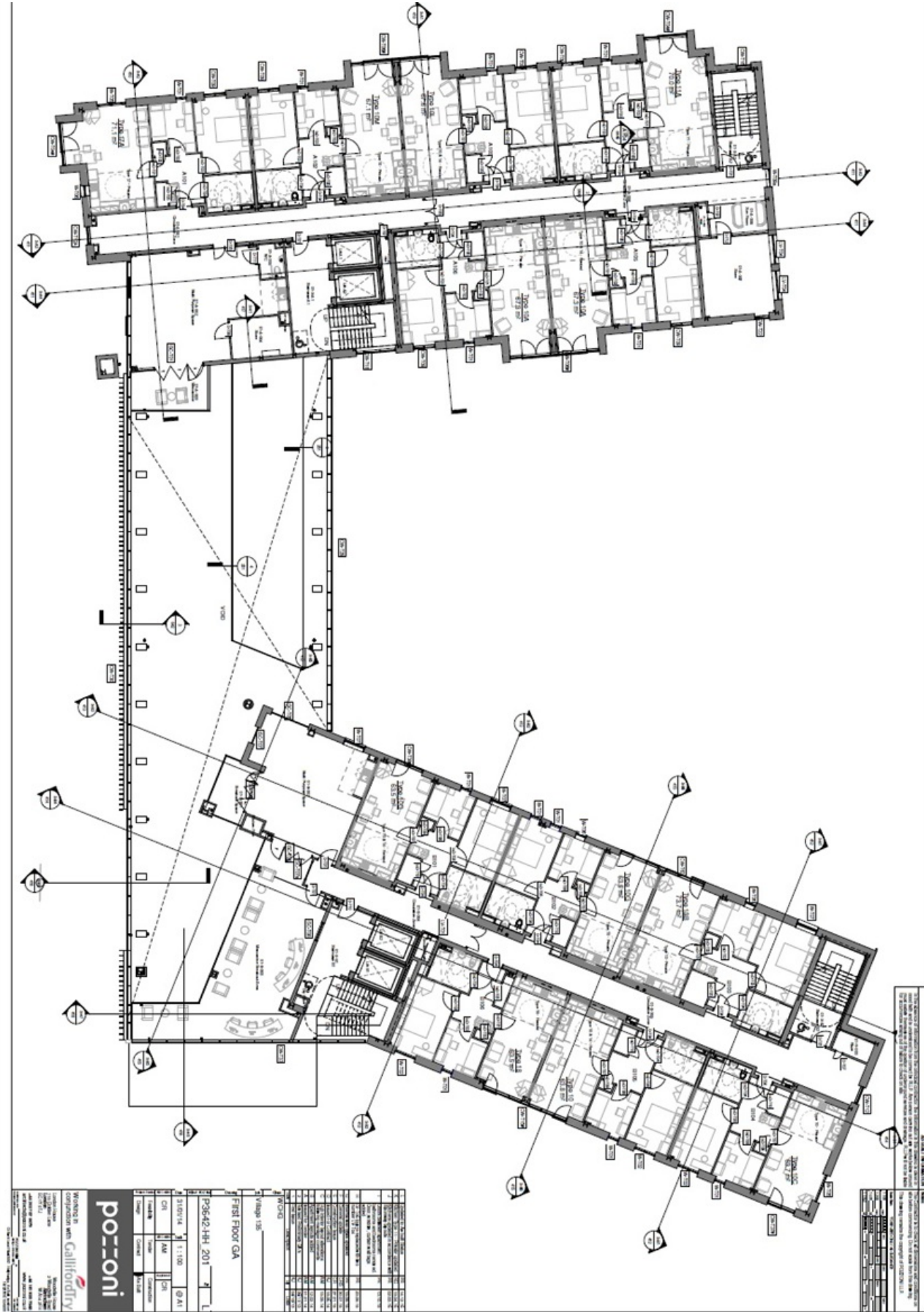
# 1 Fire Fighting Equipment, Facilities, Systems & Fixed Installations - 12.8

No Image

BH 1st

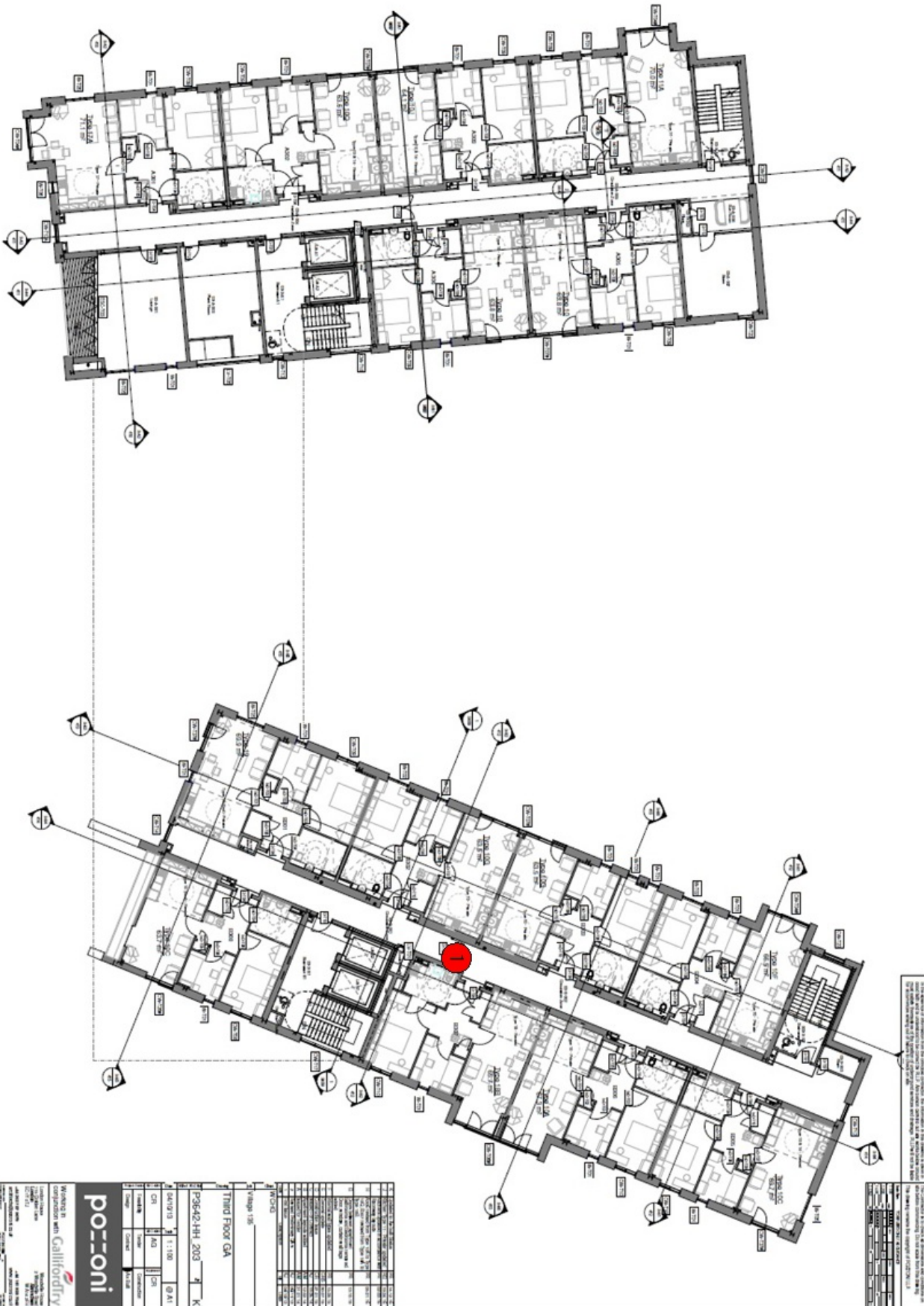




**HH 1st**




HH 3rd

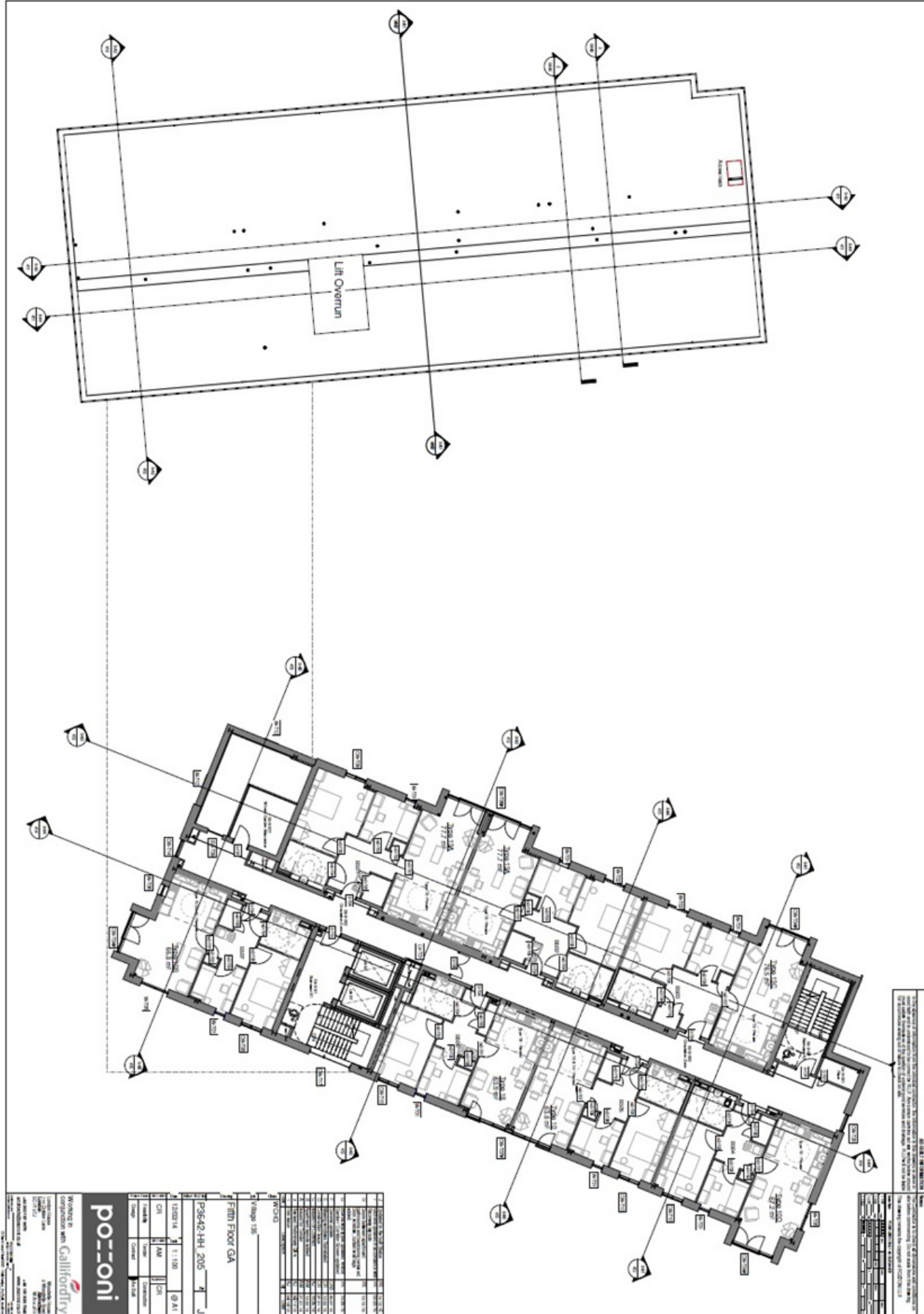


<b>porrioni</b> ARCHITECTS WITH <b>Gallifordtry</b>																																									
PROJECT NO: 29642-HH-2003 DRAWING NO: 1-100 DATE: 04/11 SCALE: 1:100 SHEET NO: 01/01 PROJECT: 29642-HH-2003 DRAWING: 1-100 DATE: 04/11 SCALE: 1:100 SHEET NO: 01/01	<b>THIRD FLOOR GA</b> 3/Floor 100 29642-HH-2003 1:100 04/11 01/01																																								
<table border="1"> <tr> <th>NO.</th> <th>DESCRIPTION</th> <th>DATE</th> <th>BY</th> <th>CHKD</th> </tr> <tr> <td>1</td> <td>ISSUED FOR PERMITTING</td> <td>04/11</td> <td></td> <td></td> </tr> <tr> <td>2</td> <td>ISSUED FOR CONSTRUCTION</td> <td></td> <td></td> <td></td> </tr> <tr> <td>3</td> <td>ISSUED FOR AS-BUILT</td> <td></td> <td></td> <td></td> </tr> </table>	NO.	DESCRIPTION	DATE	BY	CHKD	1	ISSUED FOR PERMITTING	04/11			2	ISSUED FOR CONSTRUCTION				3	ISSUED FOR AS-BUILT				<table border="1"> <tr> <td>NO.</td> <td>DESCRIPTION</td> <td>DATE</td> <td>BY</td> <td>CHKD</td> </tr> <tr> <td>1</td> <td>ISSUED FOR PERMITTING</td> <td>04/11</td> <td></td> <td></td> </tr> <tr> <td>2</td> <td>ISSUED FOR CONSTRUCTION</td> <td></td> <td></td> <td></td> </tr> <tr> <td>3</td> <td>ISSUED FOR AS-BUILT</td> <td></td> <td></td> <td></td> </tr> </table>	NO.	DESCRIPTION	DATE	BY	CHKD	1	ISSUED FOR PERMITTING	04/11			2	ISSUED FOR CONSTRUCTION				3	ISSUED FOR AS-BUILT			
NO.	DESCRIPTION	DATE	BY	CHKD																																					
1	ISSUED FOR PERMITTING	04/11																																							
2	ISSUED FOR CONSTRUCTION																																								
3	ISSUED FOR AS-BUILT																																								
NO.	DESCRIPTION	DATE	BY	CHKD																																					
1	ISSUED FOR PERMITTING	04/11																																							
2	ISSUED FOR CONSTRUCTION																																								
3	ISSUED FOR AS-BUILT																																								

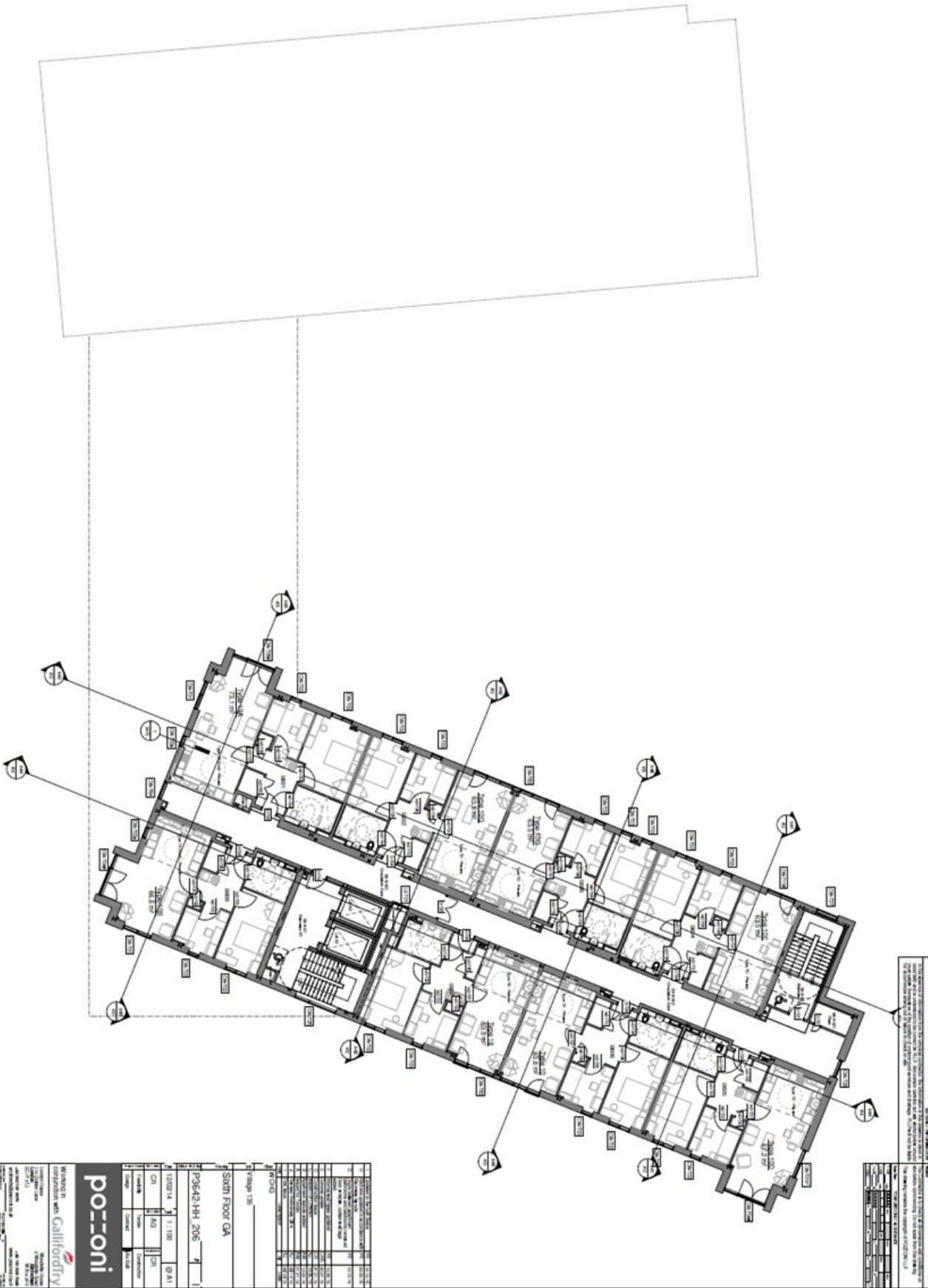
# 1 The Confinement of Fire - 9.6

No Image

HH 5th





**HH 6th**


<b>porroni</b>		PROJECT: 196442-HH_206_4 SHEET: 1/188 @ A1 DATE: 03/2018 SCALE: AS SHOWN DRAWN: [Name] CHECKED: [Name]	
PROJECT: 196442-HH_206_4 SHEET: 1/188 @ A1 DATE: 03/2018 SCALE: AS SHOWN DRAWN: [Name] CHECKED: [Name]		PROJECT: 196442-HH_206_4 SHEET: 1/188 @ A1 DATE: 03/2018 SCALE: AS SHOWN DRAWN: [Name] CHECKED: [Name]	
PROJECT: 196442-HH_206_4 SHEET: 1/188 @ A1 DATE: 03/2018 SCALE: AS SHOWN DRAWN: [Name] CHECKED: [Name]		PROJECT: 196442-HH_206_4 SHEET: 1/188 @ A1 DATE: 03/2018 SCALE: AS SHOWN DRAWN: [Name] CHECKED: [Name]	